



Giving wings to an Aspirational India

India is a country defined by soaring aspirations, especially of the post-Independence generation. These aspirations are propelling India forward. We are already the world's 3rd largest economy in purchasing power parity (PPP) terms. India's unparalleled demographic dividend augurs well for the future too, with growth and a better life being at the heart of all we do as a nation.

The sheer size of India – 1.25 billion people, with half of them below 25 years of age – coupled with the diversity of its populace and plurality of cultural moorings, makes realising these aspirations a daunting task.

State Bank of India (SBI)'s relationship with India and its growth is umbilical. Which is why, as a new, aspirational India emerges, backed by a strengthening economy, more opportunities and increasing penetration of financial services, SBI is at the forefront of this transformation.

SBI makes a profound contribution in driving all sectors of the Indian economy – primary, secondary and tertiary, in equal measure. It is one of India's most familiar institutions of trust stretching from the remotest villages to the global financial hubs.

And we are constantly re-engineering ourselves and our role to keep step with the changing dynamics of the needs of our customers and our operating environment. We have recognised technology-driven, on-the-go banking as the new normal. We are leveraging customer-connect platforms on social media to further our reach. We are

expanding our physical branch and network presence, and constantly evolving our products and services portfolio to remain a preferred contemporary choice in banking.

At the same time, our commitment to financial inclusion continues unabated, in line with the national agenda of inclusive growth. We focus on helping translate national aspirations into on-ground realities, and ensuring value creation for all and ensuring a better quality of life for large parts of our yet unbanked population.

What started off with a few hundred branches and a few hundred crores of business, is today a Bank that has surpassed ₹26 trillion in business size. SBI has over 100,000 touch points (branches, ATMs, CSPs) that directly serve our customers everywhere. But this is not just the story of a commercial Bank. It is the story of how an aspirational India has embraced growth over the years, and how it continues to look ahead with confidence. SBI is a proxy for the aspirational nation of India. And we are proud of our ability to give wings to those aspirations.

THEN As on 01.07.1955 (Formation of SBI)		NOW As on 31.03.2014
477	Number of branches	15,869
8	Foreign Offices	190
14,388	Employee Strength	2,22,033
₹327 crores	Total Business	₹26,39,531 crores
₹1 crore	Net Profit	₹10,891 crores



SBI'S JOURNEY THROUGH NUMBERS

No. 1	Largest Bank in India (Deposits, Advances, Profits, Branches, Employees)
21.92 crores+	Active customer base
26 lakhs crores+	Business size
1 lakh+	Touch points
43,515	Pan-India ATMs (26% of market share in ATM population in India)
45,487	Business correspondent and Customer Service Points
5.63 crores+	Core Banking Transactions (daily average transactions)
70 lakhs+	ATM transactions per day (38% of the country's total ATM transactions)
17 crores+	State Bank Group debit card holders (43%+ market share)
1.77 crore+	Internet banking users
95 lakhs	Mobile Banking users
1,35,853	POS machines
48 lakhs+	Green Remit Cards
52,260	Pan-India village coverage
61.60 lakhs	Kisan Credit Cards

SBI – DRIVING ASPIRATIONAL INDIA

Founded in 1806, Bank of Calcutta was the first Bank established in India and over a period of time evolved into SBI. SBI represents a sterling legacy of over 200 years. It is the oldest commercial Bank in the Indian subcontinent, strengthening the nation's trillion-dollar economy and serving the aspirations of its vast population.

The Bank is India's largest commercial Bank in terms of assets, deposits, profits, branches, number of customers and employees, enjoying the continuing faith of millions of customers across the social spectrum.

VISION

- My SBI.
- My Customer first.
- My SBI: First in customer satisfaction.

MISSION

- We will be prompt, polite and proactive with our customers.
- We will speak the language of young India.
- We will create products and services that help our customers achieve their goals.
- We will go beyond the call of duty to make our customers feel valued.
- We will be of service even in the remotest part of our country.
- We will offer excellence in services to those abroad as much as we do to those in India.
- We will imbibe state-of-the-art technology to drive excellence.

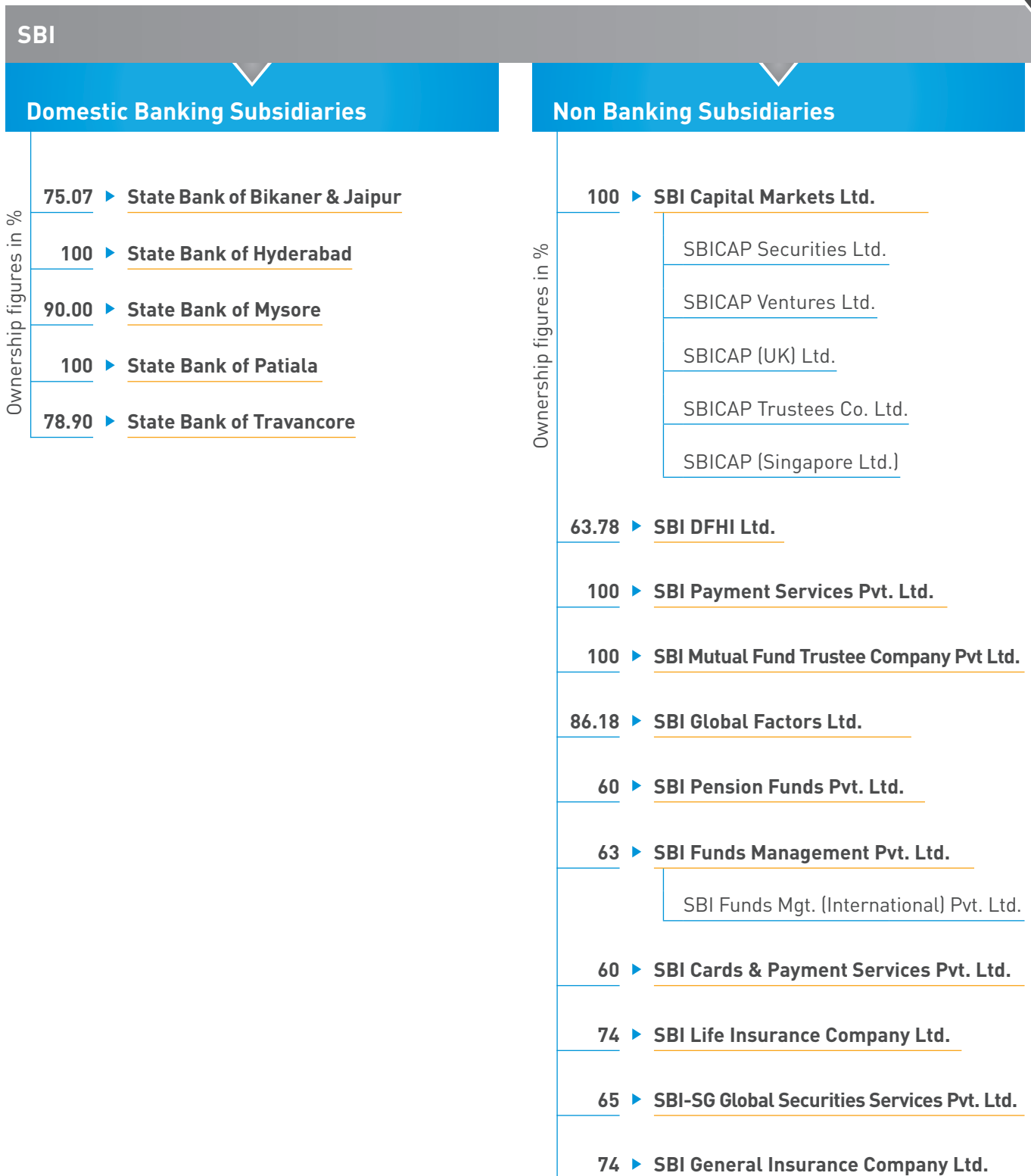
VALUES

- We will always be honest, transparent and ethical.
- We will respect our customers and fellow associates.
- We will be knowledge driven.
- We will learn and we will share our learning.
- We will never take the easy way out.
- We will do everything we can to contribute to the community we work in.
- We will nurture pride in India.



SBI GROUP STRUCTURE

SBI FAMILY TREE





Joint Ventures

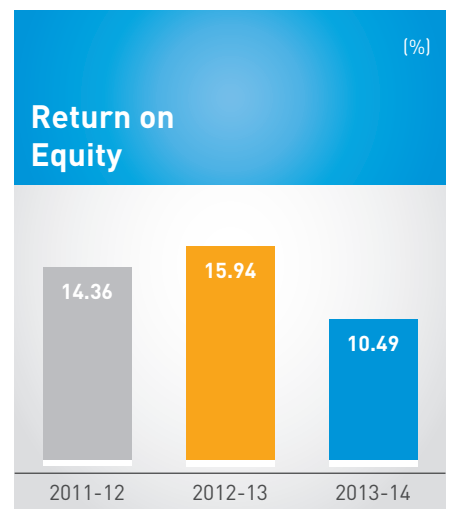
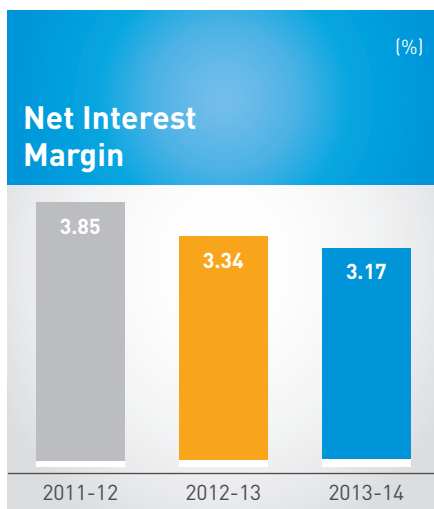
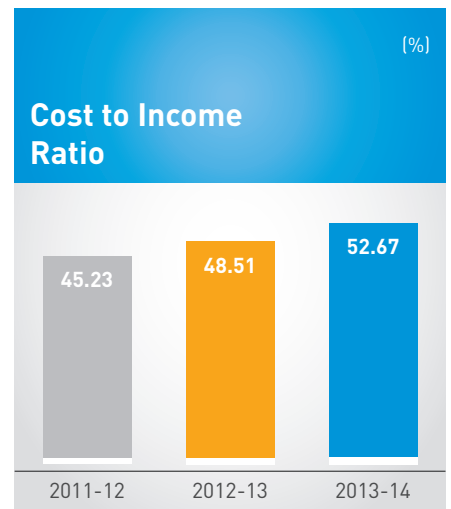
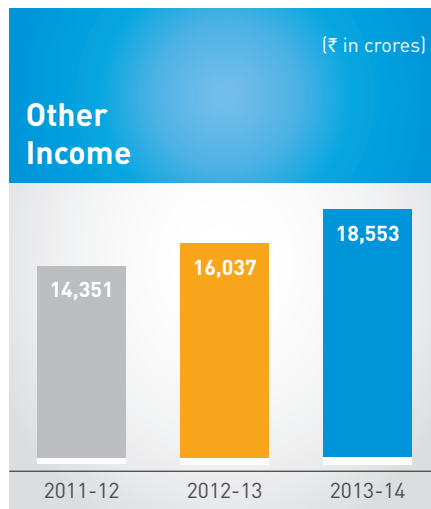
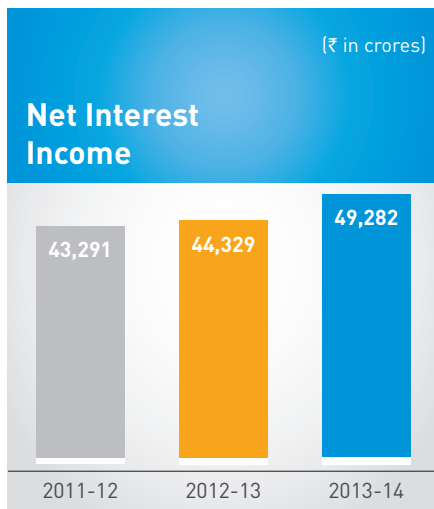
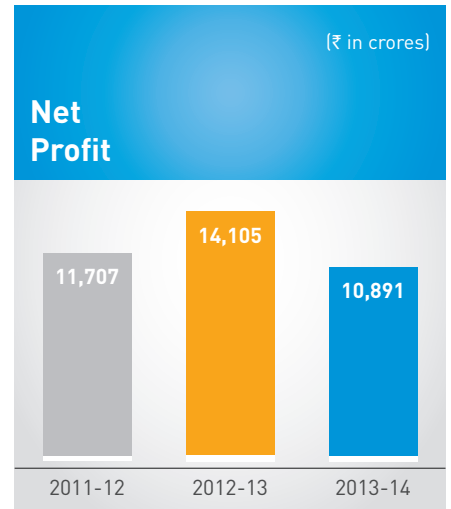
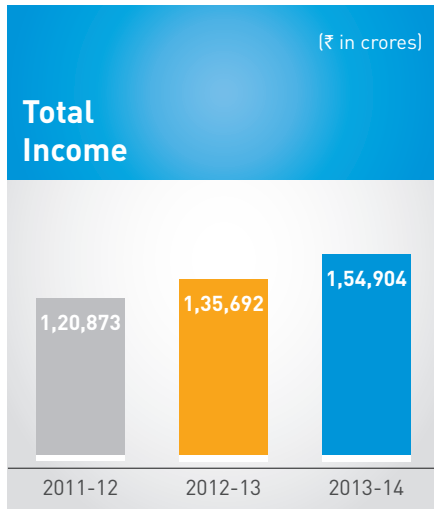
Ownership figures in %	49 ▶ <u>C-Edge Technologies Ltd.</u>
	40 ▶ <u>GE Capital Business Process Mgt. Services Pvt. Ltd.</u>
	45 ▶ <u>Macquarie SBI Infrastructure Mgt. Pte. Ltd.</u>
	Macquarie SBI Infrastructure Trustee Ltd.
	45 ▶ <u>SBI Macquarie Infrastructure Mgt. Pvt. Ltd.</u>
	45 ▶ <u>SBI Macquarie Infrastructure Trustee Pvt. Ltd.</u>
	50 ▶ <u>Oman India Joint Investment Fund-Mgt. Co Pvt. Ltd.</u>
	50 ▶ <u>Oman India Joint Investment Fund-Trustee Co Pvt. Ltd.</u>

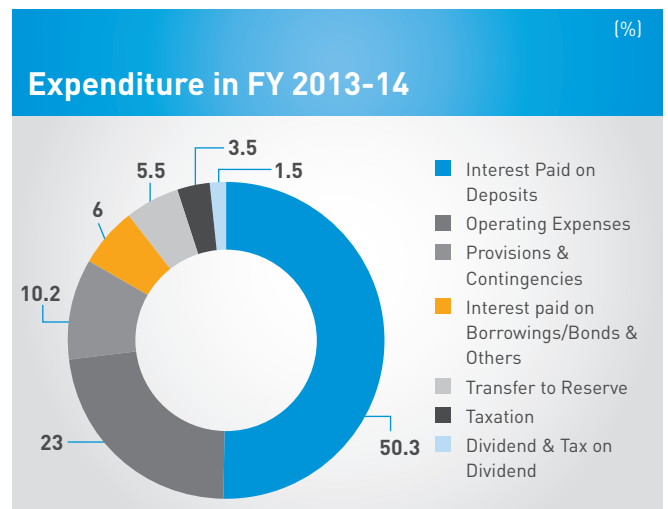
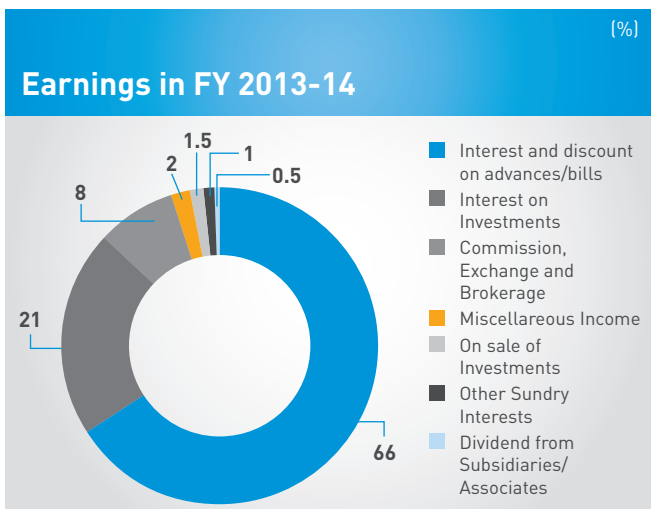
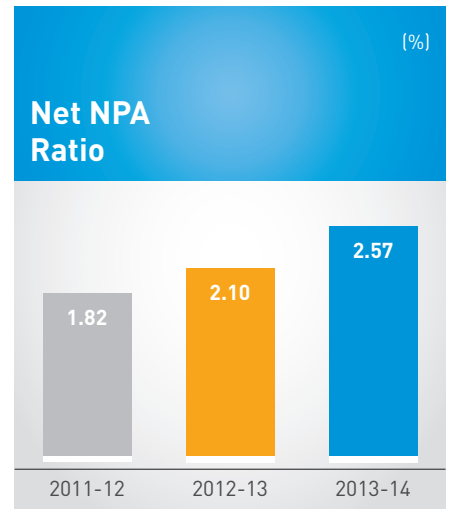
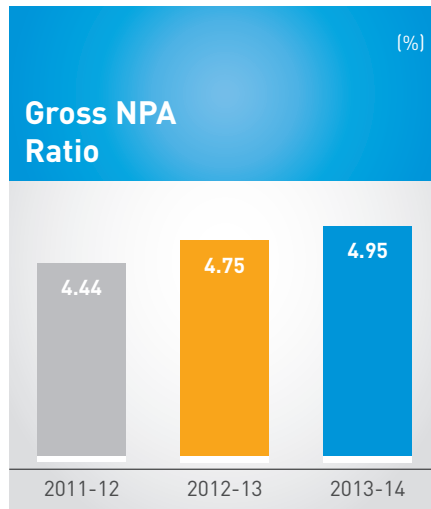
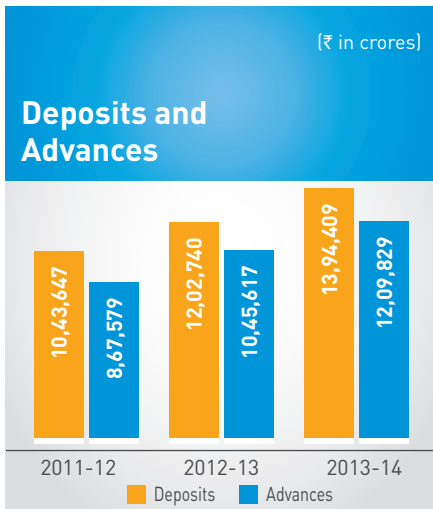
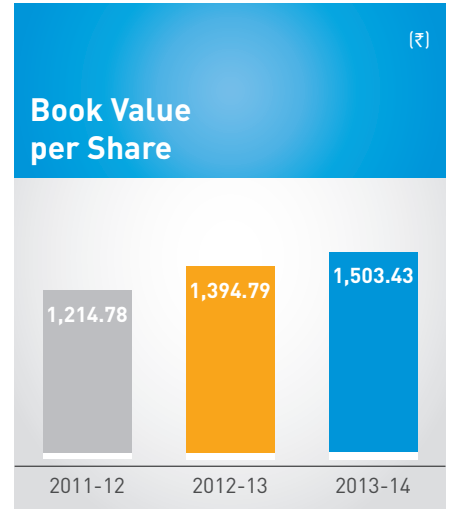
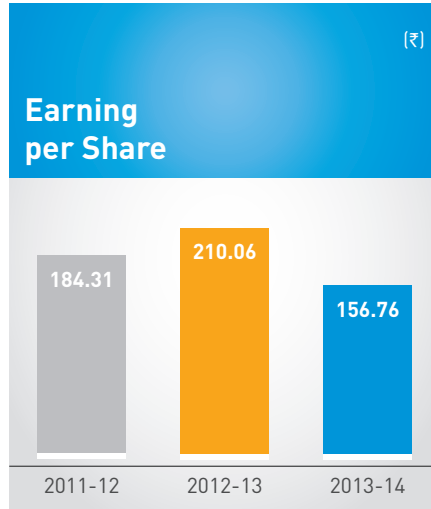
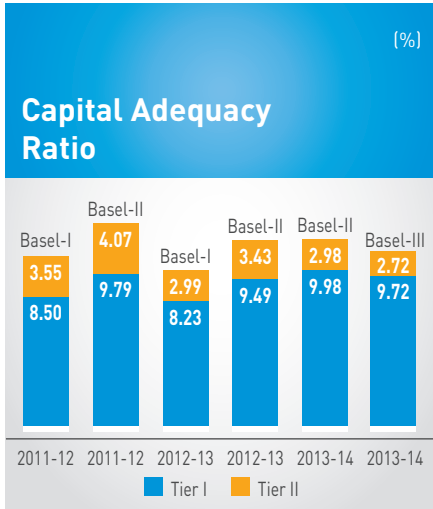
Foreign Banking Subsidiaries

Ownership figures in %	100 ▶ <u>State Bank of India (California)</u>
	100 ▶ <u>State Bank of India (Canada)</u>
	60 ▶ <u>Commercial Indo Bank LLC, Moscow</u>
	96.36 ▶ <u>SBI (Mauritius) Ltd.</u>
	99.00 ▶ <u>Bank SBI Indonesia</u>
	55.28 ▶ <u>Nepal SBI Bank Ltd.</u>
	100 ▶ <u>State Bank of India (Botswana) Ltd.</u>



PERFORMANCE INDICATORS







FINANCIAL HIGHLIGHTS FOR THE LAST 10 YEARS

	2004-05	2005-06	2006-07	2007-08	2008-09	2009-10	2010-11	2011-12	2012-13	2013-14
Liabilities										
Capital (₹ in crores)	526	526	526	631	635	635	635	671	684	747
Reserves & Surplus (₹ in crores)	23,546	27,118	30,772	48,401	57,313	65,314	64,351	83,280	98,200	1,17,536
Deposits (₹ in crores)	3,67,048	3,80,046	4,35,521	5,37,404	7,42,073	8,04,116	9,33,933	10,43,647	12,02,740	13,94,409
Borrowings (₹ in crores)	19,184	30,642	39,704	51,728	53,713	1,03,012	1,19,569	1,27,006	1,69,183	1,83,131
Others (₹ in crores)	49,579	55,538	60,042	83,362	1,10,698	80,337	1,05,248	80,915	95,404	96,412
Total (₹ in crores)	4,59,883	4,93,870	5,66,565	7,21,526	9,64,432	10,53,414	12,23,736	13,35,519	15,66,211	17,92,235
Assets										
Investments (₹ in crores)	1,97,098	1,62,534	1,49,149	1,89,501	2,75,954	2,85,790	2,95,601	3,12,198	3,50,878	3,98,308
Advances (₹ in crores)	2,02,374	2,61,642	3,37,337	4,16,768	5,42,503	6,31,914	7,56,719	8,67,579	10,45,617	12,09,829
Other Assets (₹ in crores)	60,411	69,694	80,079	1,15,257	1,45,975	1,35,710	1,71,416	1,55,742	1,69,716	1,84,098
Total (₹ in crores)	4,59,883	4,93,870	5,66,565	7,21,526	9,64,432	10,53,414	12,23,736	13,35,519	15,66,211	17,92,235
Net Interest income (₹ in crores)	13,945	15,589	15,058	17,021	20,873	23,671	32,526	43,291	44,329	49,282
Provisions for NPA (₹ in crores)	1,204	148	1,429	2,001	2,475	5,148	8,792	11,546	11,368	14,224
Operating Result (₹ in crores)	10,990	11,299	10,000	13,108	17,915	18,321	25,336	31,574	31,082	32,109
Net Profit Before Taxes (₹ in crores)	6,522	6,906	7,625	10,439	14,181	13,926	14,954	18,483	19,951	16,174
Net Profit (₹ in crores)	4,305	4,407	4,541	6,729	9,121	9,166	8,265	11,707	14,105	10,891
Return on Average Assets (%)	0.99	0.89	0.84	1.01	1.04	0.88	0.71	0.88	0.97	0.65
Return on equity (%)	18.10	15.47	14.24	17.82	15.07	14.04	12.84	14.36	15.94	10.49
Expenses to Income (%) (Operating expenses to total Net Income)	47.83	58.70	54.18	49.03	46.62	52.59	47.60	45.23	48.51	52.67
Profit Per employee (₹ in 000)	207	217	237	373	474	446	385	531	645	485
Earnings Per Share (₹)	81.79	83.73	86.10	126.62	143.77	144.37	130.16	184.31	210.06	156.76
Dividend Per Share (₹)	12.50	14.00	14.00	21.50	29.00	30.00	30.00	35.00	41.50	30.00
SBI Share (Price on NSE) (₹)	654.80	968.50	994.45	1,600.25	1,067.10	2,078.20	2,765.30	2,096.35	2,072.75	1,917.70
Dividend Payout Ratio (%)	15.28	16.72	16.22	20.18	20.19	20.78	23.05	20.06	20.12	20.56
Capital Adequacy Ratio (%)										
Basel-II (%)	N.A	N.A	N.A	N.A	85.393	90.975	98.530	1,16,325	1,29,362	1,45,845
Tier I (%)	N.A	N.A	N.A	N.A	14.25	13.39	11.98	13.86	12.92	12.96
Tier II (%)	N.A	N.A	N.A	N.A	56.257	64.177	63,901	82,125	94,947	1,12,333
Tier III (%)	N.A	N.A	N.A	N.A	9.38	9.45	7.77	9.79	9.49	9.98
Basel-III (%)	N.A	N.A	N.A	N.A	29,136	26,798	34,629	34,200	34,415	33,512
Tier I (₹ in crores)	N.A	N.A	N.A	N.A	4.87	3.94	4.21	4.07	3.43	2.98
Tier II (₹ in crores)	N.A	N.A	N.A	N.A	N.A	N.A	N.A	N.A	N.A	1,40,151
Tier III (₹ in crores)	N.A	N.A	N.A	N.A	N.A	N.A	N.A	N.A	N.A	12.44
Net NPA to Net Advances (%)	2.65	1.88	1.56	1.78	1.79	1.72	1.63	1.82	2.10	2.57
Number of Domestic Branches/offices	9,102	9,177	9,231	10,186	11,448	12,496	13,542	14,097	14,816	15,869
Number of Foreign Branches/offices	54	70	83	84	92	142	156	173	186	190



RATINGS

Instrument	RATINGS as on 31.03.2014	RATING AGENCY
Bank Rating	Baa3/P3/Stable/D+	Moody's
	BBB-/ A3/Negative	S & P
	BBB-/ F3/ Stable	Fitch
Instrument Rating Innovative Perpetual Debt Instruments	'AAA/Stable'	CRISIL
	'CARE AAA'	CARE
Upper Tier II Subordinated Debt	'AAA/Stable'	CRISIL
	'CARE AAA'	CARE
Lower Tier II Subordinated Debt	'AAA/Stable'	CRISIL
	'CARE AAA'	CARE
	AAA(Stable)	ICRA
Basel III Tier 2	AAA/Stable'	CRISIL
	'CARE AAA'	CARE
	AAA(Stable)	ICRA

CARE: Credit Analysis & Research Limited

ICRA: ICRA Ltd.

CRISIL: CRISIL Ltd.

S&P: Standard & Poor



CENTRAL BOARD OF DIRECTORS

(As on 23.05.2014)



Smt. Arundhati Bhattacharya
Chairman



Shri A. Krishna Kumar
Managing Director



Shri P. Pradeep Kumar
Managing Director



Shri S. Venkatachalam
Independent Director



Shri D. Sundaram
Independent Director



Shri Parthasarathy Iyengar
Independent Director



Shri Thomas Mathew
Independent Director



Shri Jyoti Bhushan Mohapatra
Workmen Employee Director



Shri S.K. Mukherjee
Officer Employee Director



Dr. Rajiv Kumar
Director Nominated by GOI



Shri Harichandra Bahadur Singh
Director Nominated by GOI



Shri Tribhuvan Nath Chaturvedi
Director Nominated by GOI



Shri Gurdial Singh Sandhu
Secretary, DFS
Director Nominated by GOI



Dr. Urjit R. Patel
DG, RBI
Director Nominated by GOI