



URLife

RETIREE ENGAGEMENT

Adding Dependants

NEW USER LOGIN

DOWNLOAD UR.LIFE APP

- For iOS Users:**

Visit the **Apple App Store** and search for “*UR.Life*” or “*UR.Life: Health & Well-being*”.

- For Android Users:**


Visit the **Google Play Store** and search for “*UR.Life*” or “*UR.Life: Health & Well-being*”.

- Installation:**

Tap **Install** and wait for the app to download and install on your device.

- Scan Code:**

You can also use the provided scan code (for both Android and iPhone), which will directly open the app in the respective app store.



ADDING DEPENDENTS IN UR.LIFE APP

LOGIN PROCESS

10:53

← Hello there, welcome back

Sign in with Mobile

+91 ▾ Mobile number

OTP

By continuing, you agree to the ur.life's [Terms of use](#) and [Privacy policy](#)

Continue

Or continue with

[With Email](#) [New here? SignUp](#)

Login using registered phone number and OTP

ADDING NEW FAMILY MEMBER

12:54

Good Afternoon! Sireesha Puduri

ARE YOU HANDLING ANGER THE RIGHT WAY

MENTAL HEALTH 06 APR 2025

START YOUR DAY RIGHT WITH SPARTAN

SBI Retirees

Hello SBI Retiree(Soumya Yeddula), We are delighted to see you as a part of UR.Life community:

- [Click here](#) to buy medicines with 20% discount exclusively on prescription drugs wherein SBI will cover 67% of billing value.
- Please upload doctor prescription to avail this discount.
- You can also avail of up to 30% discount on Lab tests on self-payment basis.
- [Click here](#) for FAQ's
- Need help on orders, Call our customer care 1800 309 6155
- [Click here](#) for free doctor consultation.

Please [click here](#) to add family members.

SBI Your SBI wallet available balance is

In the Home page Click on 'add Family members'

3:43

← My profiles

Sireesha Puduri [Edit](#)

SELF | FEMALE | 30

24 Aug, 1994 +91 8374195073

Add New Profile

Click to add a new family member

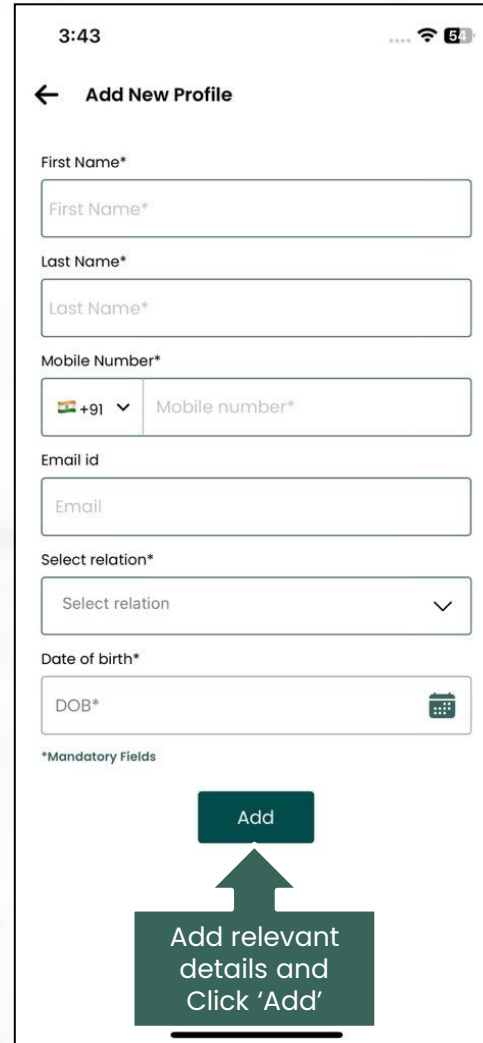
ADDING DEPENDENTS IN UR.LIFE APP

- Fill in the dependent's details and click "Add".

- Once added, you will see a status message: **"Pending Acceptance."**

- The dependent must accept the request on their own device.

- After acceptance, the status will update to **"Accepted."**



3:43

← Add New Profile

First Name*

Last Name*

Mobile Number*

+91 Mobile number*

Email id

Email

Select relation*

Select relation

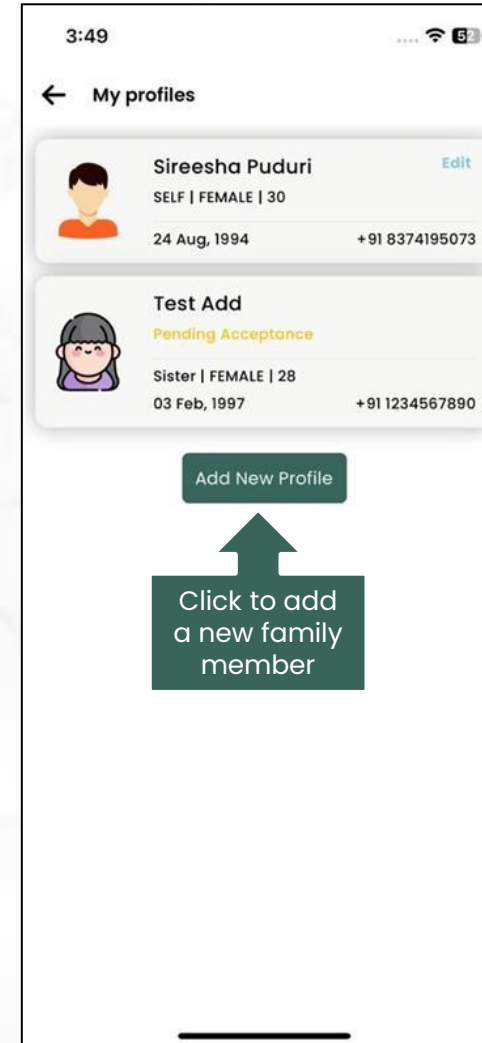
Date of birth*

DOB*

*Mandatory Fields

Add

Add relevant details and Click 'Add'



3:49

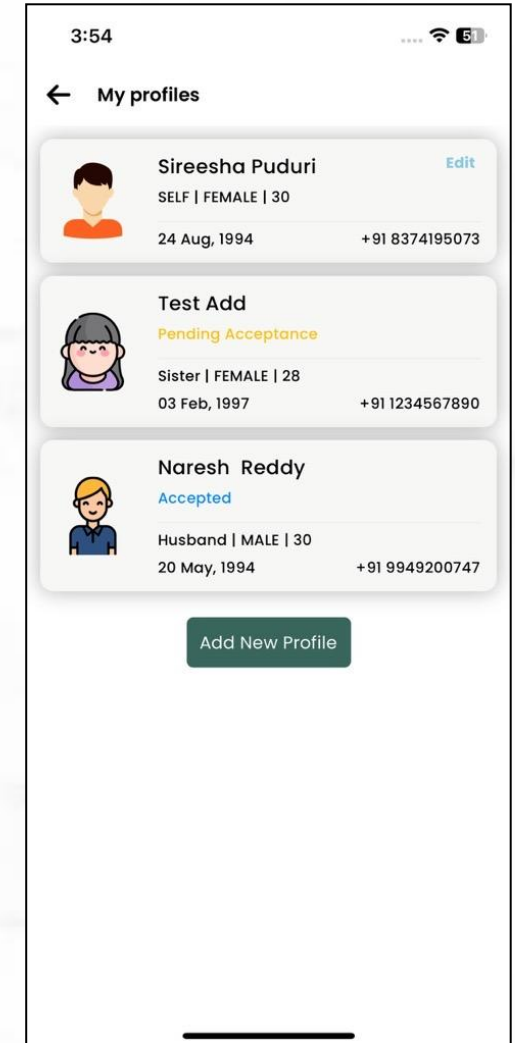
← My profiles

Sireesha Puduri
SELF | FEMALE | 30
24 Aug, 1994 +91 8374195073

Test Add
Pending Acceptance
Sister | FEMALE | 28
03 Feb, 1997 +91 1234567890

Add New Profile

Click to add a new family member



3:54

← My profiles

Sireesha Puduri
SELF | FEMALE | 30
24 Aug, 1994 +91 8374195073

Test Add
Pending Acceptance
Sister | FEMALE | 28
03 Feb, 1997 +91 1234567890

Naresh Reddy
Accepted
Husband | MALE | 30
20 May, 1994 +91 9949200747

Add New Profile

DEPENDENTS LOGGING INTO IN UR.LIFE APP

10:53

←

Hello there,
welcome back

Sign in with Mobile

+91 ▾ Mobile number

OTP

By continuing, you agree to the ur.life's [Terms of use](#) and [Privacy policy](#).

Continue

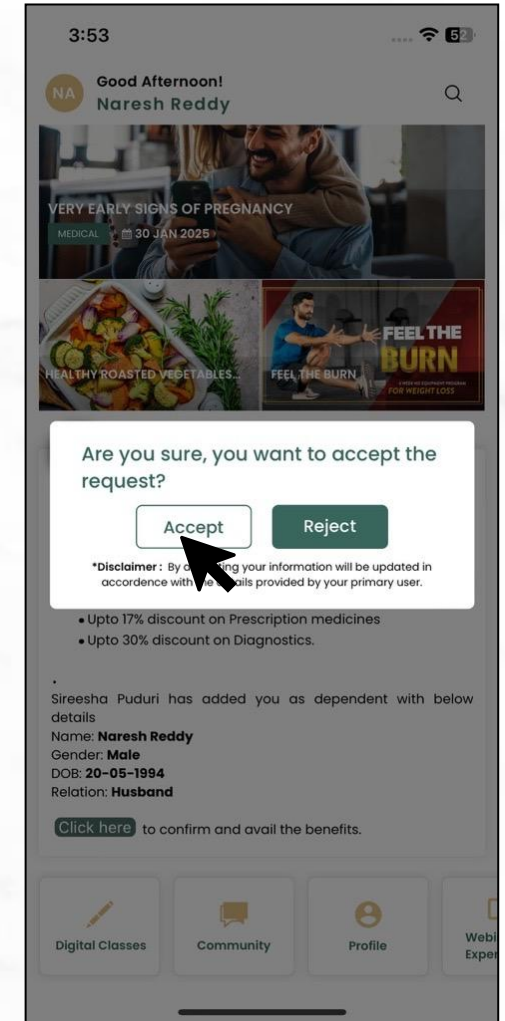
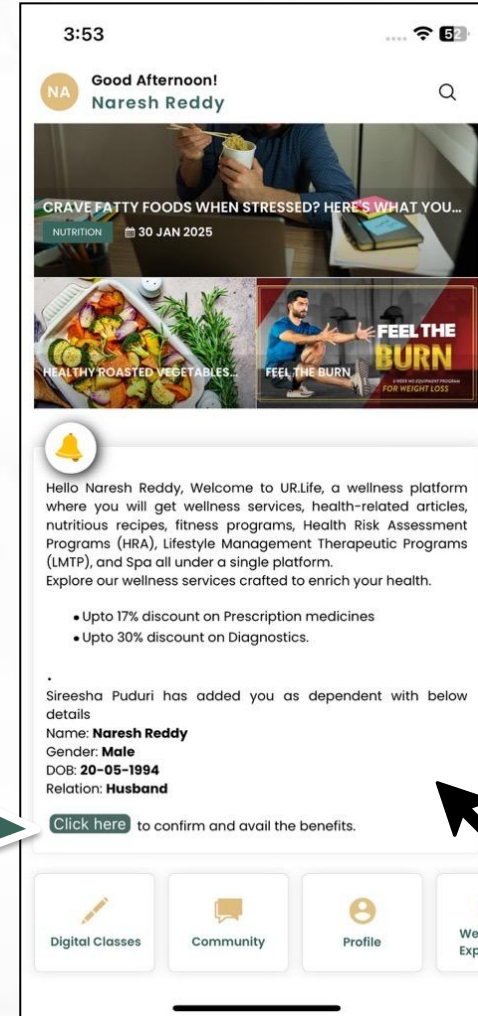
Or continue with

[With Email](#) [New here? SignUp](#)

Login using
registered
phone
number and
OTP

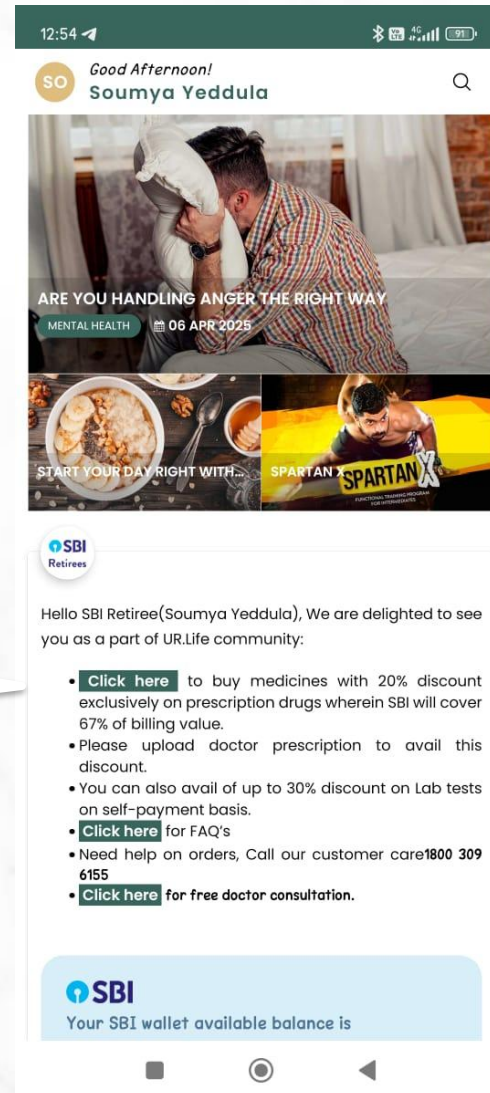
Once logged in, the
dependent will see a prompt
on the home screen:
"Click here to confirm and
avail benefits."

They need to tap the
message and accept the
invitation to begin accessing
the services.

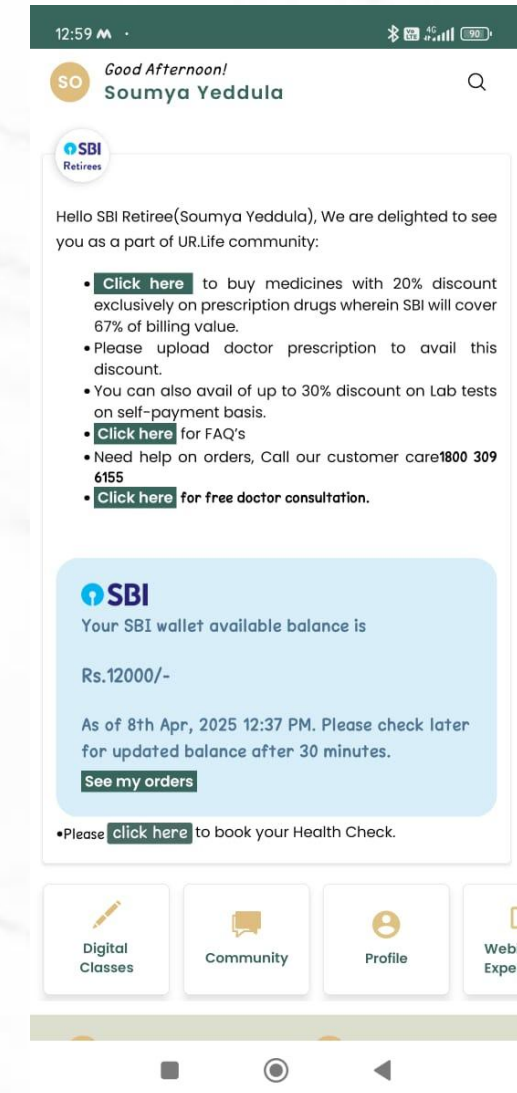


USER JOURNEY

After accepting the invitation, click on the services to start availing them.



Scroll down on the page





From being to becoming

To discuss this further, Please contact – Soumya Yeddula (8520008527), soumya_y@urlife.co.in.

Follow URLife @

