

PROPOSED INTERIOR WORKS OF SBI THAKUR VILLAGE BRANCH, KANDIVALI

Architect: Vastukala

DATE 14-02-2025

BOQ ITEM NO.	DESCRIPTION	UNIT	QTY	RATE	AMOUNT
I	INTERIOR WORKS				
1	SOLID PARTITION CURVED/STRAIGHT INCLUDING DOOR:				
	<p>Partition - Providing & fixing partition consisting of 2" x 2" Aluminium sections frame " Jindal Make " or equivalent verticles at 2'-0" C/C & horizontal at 2'-0" C/C provided with 9 mm BWR grade plywood (ISI 303) on both side with design along with groove as per drawing Finished with 1.00 mm Thick laminate on both side up to the ceiling including all necessary nails, adhesive & wooden surfaces finished with Zinc polish ,etc.Complete as per detail drawings & as directed by the Architect.</p> <p>Door in partition - Providing & fixing doors with following specifications:Door Frame 4" x2-1/2" teak wood.Shutter frame 2" x2" plywood @ minimum 1'-6" centre ro centre. Panel 9mmBWR grade plywood (ISI 303) on both side. moulding 1"x1" beading 1/2" thick.1.00 mm Thick laminate finish on both sides on plywood and french polish on beading/moulding. Provide 1" x1'-0" brush finish stainless steel handles, 9" Tower bolt, heavy duty brass hinges, lock, door stopper, heavy duty door closer, etc. complete hardware and accessories for smooth operation of door. All hardware to be of Godrej / Everite/Dorma/ Efficient Gadget. (Note - Measurment only till the false ceiling level will be considered for payment)</p>	SQ.FT	25.00		
a	Item similar to item 1. Partition to be finished with 6mm thick Veneer from one side & finished with 1.00 mm Thick laminate from other.	SQ.FT	170.00		
2	FULLY GLAZED PARTITION: CURVED/STRAIGHT INCLUDING DOOR:				
	<p>Providing & Errecting in position fully glazed partition with fixed glass in 12 mm thk Toughened Glass on Patch fittings for top /bottom & sides Patch lock, including frosted film (3m , Avery or equivalent) of approved make, shade & design on the glass. All damages to the floor work to be reinstated without any extra cost including the cost of other fittings & fixtures & necessary hardware, necessary holes, joints to be sealed with silicone sealant complete in all respects etc and directions of Architect / Bank.</p> <p>Door in partition - Providing and fixing in position Fully Glazed Toughened Glass Door of below mentioned size (Single shutter), with heavy duty floor springs & necessary patch fittings, clear toughened glass 12 mm thick to be used, with SS 304 Handles (2 Nos), floor lock, and necessary hardware of approved make or equivalent as directed by Engineer in-charge/ Architect. (Note - Measurment only till the false ceiling level will be considered for payment)</p>	SQFT.	435.00		

BOQ ITEM NO.	DESCRIPTION	UNIT	QTY	RATE	AMOUNT
3	PARTLY GLAZED PARTITION: CURVED/STRAIGHT INCLUDING DOOR:				
	<p>Partition - Providing & fixing partition up to 9'-0" to 9'-6" height made out of 2" x 2" aluminium frames at 2'-0" C/C vertically & 2'-0" C/C horizontally with 9 mm thick BWR grade plywood (ISI 303) on both side upto 3'-0" high. The partition shall be provided with 8 mm thick glass with etching for front & side only above 3'-0" high. Finished with 1.00 mm Thick laminate of approved shade & design with decorative moulding & exposed surfaces will be finished with Zinc polish. The door shutter shall be provided with heavy duty brass fittings like hinges, towerbolts, godrej night latch, door closers, etc., Finished with Zinc polish. Complete as directed by the Architect.</p> <p>Doors in partition - Providing & fixing doors with following specifications: Door Frame 4" x 2-1/2" teak wood. Shutter frame 2" x 2" plywood @ minimum 1'-6" centre to centre. Panel 9mm BWR grade plywood (ISI 303) on both side up to 3'-0" height. Glass 8mm thick above 3'-0" height. moulding 1"x1" beading 1/2" thick. 1.00 mm Thick laminate finish on both sides on plywood and french polish on beading/moulding. Provide 1" x 1'-0" brush finish stainless steel handles, 9" Tower bolt, heavy duty brass hinges, lock, door stopper, heavy duty door closer, etc. complete hardware and accessories for smooth operation of door. All hardware to be of Godrej / Everite/Dorma/ Efficient Gadget. (Note - Measurement only till the false ceiling level will be considered for payment)</p>	SQ.FT	25.00		
a	Item similar to item 1. Partition to be finished with 6mm thick Veneer from one side & finished with 1.00 mm Thick laminate from other.	SQ.FT	450.00		
4	LOW LEVEL PARTITION INCLUDING WICKET GATE :				
	<p>Providing & fixing low level partition up to 4'-6" height made out of 2" x 2" aluminium frame at 2'-0" C/C vertically & 2'-0" C/C horizontally with 9 mm thick BWR grade plywood (ISI 303) on both side with grove design, Finished with 1.00 mm Thick laminate of approved shade and design including skirting at bottom. The partition shall be provided with 12 mm thick clear toughened glass with frosted film above 3'-0' height. Item includes all necessary nails, adhesive, etc., exposed wooden surfaces finished with Zinc polish on both sides. Complete as per drawing & instructed by the Architect.</p>	SQ.FT	560.00		
II	LOOSE FURNITURE :				
	<p>Size : AS Mentioned Below. Providing and Fixing table made out of 19 mm thk BWR (ISI 303) ply for all sides, etc., The table top is made out of 19 mm thick ply finished with 1.00 mm laminate of approved shade & design. The drawer box will be provided with 3 drawers. Drawers should run on sliding channel with master key locking arrangements. The side credenza will be 1'-6" deep, 2'-6" height & 3'-6" length made out of 19 mm thk ply provided with roller fixed in t.w. runner. All the exposed edges of table shall be finished with CP teak wood and finished with Zinc polish. Complete as per instructions given by the Architect. All internal surfaces of table top, drawer units, shutters, etc. shall be finished with 0.8mm white laminate.</p>				
a	FOR MANAGER WITH SIDE UNIT:				
	Item similar to above description except table top to be in 6 mm Veneer finish				
	Size : 6'-0" x 3'-0" , 2'-6" height	NO	1.00		
	Side Credenza 3'-6" x 1'-6" , 2'-6" height				
b	FOR OFFICER WITH SIDE UNIT:				
	Size : 5'-0" x 2'-6" , 2'-6" height	NO	6.00		
	Side Credenza 3' x 1'-6" , 2'-6" height				
c	FOR CLERK WITHOUT SIDE UNIT:				
	Size : 5'-0" x 2' , 2'-6" height	NO	1.00		
d	FOR SBI CARD & LIFE:				
	Size : 5'-0" x 2'-6" , 2'-6" height	NO	2.00		
e	GRAHAK MITRA TABLE:				
	Size : 4'-0" x 2' , 2'-6" height	NO	1.00		




BOQ ITEM NO.	DESCRIPTION	UNIT	QTY	RATE	AMOUNT
f	CASH / SWO COUNTER WITH GLASS RAILING AT THE FRONT :				
	Size : 5'-0" x 3'-0" , 2'-6" height	NO	3.00		
	Side Credenza 3'-6" x 1'-6" , 2'-6" height				
	Providing & fixing in position wooden cash counter over all size : 3'-6" / 3'-9" H, 3'-0" wide consisting of 12 mm thk clear glass wide 1'-0" to 1'-3" for high portion with mirror edges polish on both sides placed on 19 mm thk BWR grade ply (ISI 303) and 19 mm thk BWR grade ply (ISI 303) for all sides, 12 mm ply on fascia, screen board etc., Finished with 1.00 mm Thick laminate of approved shade with french polish. Drawers shall be made out of 3/4" thk. t.w planks on all sides and 6 mm thk. ply for bottom with side shelves at intervals with shutters and drawers provided with necessary brass hinges, tower bolts, handles, godrej multi-purpose locks,sliding channel, etc., Making Key board drawer with sliding channel. All surfaces visible from customers sides, top surface of counters, facias, external surfaces of shutters shall be finish with moulding, laminate of approved shade and design All internal surfaces of table top,drawer units,shutters, etc. shall be finished with 0.8mm white laminate.All other surfaces shall be finished with french polish from internal portion & zinc polish from external portion etc., Complete as per directed by the Architect.				
	Item includes providing and fixing 12mm thick toughened glass with etching & edge polish to be fixed with 1-1/4" X 3/4" T.W. moulding/laminated beading finished with paint/ polish as directed above counter fixed to wall/partition including 2-1/2" wide round slits opening in the glass as per detail drawing. Glass to be fixed with Brushed Finished S.S "D brackets or L Brackets" as per site condition including special connectors for connecting glass at right angles				
III	OTHER ITEMS				
1	INTERNAL WALL PAINT				
	Providing and applying premium emulsion paint conforming to IS:15489-2004 part I of superior quality of approved make, colour and shade to the old or new surfaces in minimum two paint coats of approved brand and shade over one coat of primer, including scaffolding, preparing the surfaces to receive the paint by removing old paint/distemper/oil bound distemper/ plastic/ luster etc., thoroughly cleaning oil, grease dirt and other foreign matter with brushing, fine fire steel wool, sand paper and applying putty of approved make, removing of debris out of the compound etc. complete as per the instructions of the Architect in-charge/ Engineer.	SQFT	3,755.00		
1a	Item same as above. Vendor to provide Texture paint in place of Plastic emulsion paint.	SQFT	215.00		
1b	Providing and applying premium quality wallpaper of approved make, colour, design and shade to the old & new surfaces as per directions given by the Architect.	SQFT	215.00		
2	FALSE CELING - Modular false ceiling				
	Providing and fixing in position false ceiling in Armstrong 600 x 600 mm x 15 / 16 mm Dune Supreme RH 99 Prima tile or equivalent make with Tegular edge framework with black groove as specified by Armstrong Co. or equivalent having 0.55 NRC, 38dB & 95% RH and 90% Light Reflector with suspenders wherever required. Making necessary framework for A.C. ducting, if any, and necessary cutouts for diffusers and light fittings, taping and finishing to proper line & level, including making grooves and trap doors for A.C. unit in 18 mm thick BWR Grade (ISI 303) Plywood with Stainless Steel hinges & locks with moulding 1" x 1" for edges including finishing with one coat of primer and two coats of White Premium Plastic emulsion Paint etc. complete in all respects. Smoke Development: 0%, Fire Resistance: 120 Minutes, A2-s1, d0 & DIN EN 13501-1 The cost of include the cost of frame work for fixing light fixtures. The light fixtures shall not be fixed directly on to the tiles. (Note : Only the plan area will be measured for payment. No extra payment will be made for cutout, grooves, mouldings, etc.)	SQFT	1,010.00		


BOQ ITEM NO.	DESCRIPTION	UNIT	QTY	RATE	AMOUNT
3	FALSE CELING - Gypsum ceiling with paint				
	Providing and fixing Gypsum board false-ceiling made as per India gypsum manual frame section complete with main & secondary channels, 12 mm thk. Plain gypsum board including notches for tube light fittings., all joints duly taped. All screws for joining and framing shall be netalfold. The uniform thickness of Gypsum board sheets shall be 1/2" including finishing withone coat of primer and 2 cots of White Premium Plastic emulsion Paint etc. Complete as per detail drawing and as directed by Architects. (Note : Only the plan area will be measured for payment . No extra payment will be made for cutouts, grooves, mouldings etc.)	SQFT	1,610.00		
4	STORAGE UNIT 1'-6" Deep				
	Providing and Fixing Storage Units made of 19mm thk BWR Grade (ISI 303) plywood top,verticals,shutters and shelves. Backside of the storage to be 6mm thick BWR Grade (ISI 303) ply. All exposed plywood surfaces to be finished with 1.00 mm Thick laminate of approved make and shade and all exposed edges of table top and ply verticals to have 1" and1/4" T.W.lipping finished with laminate. All internal surfaces of table top,drawer units,shutters, etc. shall be finished with 0.8mm white laminate.All unexposed plywood surfaces to be polished.Item to include plywood boxing all necessary hardware and fittings like 3" SS brush finish handles,3 nos. 3" SS hinges, magnet, towerbolt, locks etc. of approved make complete in all respects.(Mode of measurement the front area of the cabinet shall be measured)	SQFT	45.00		
4a	Item similar to above except that the finish should be in Veneer finish	SQFT	75.00		
4b	Providing and fixing 10 mm thk clear glass shelf of size 2' x 1' with polished edges fixed on 'F' brackets.	NO	10.00		
5	STANDING CHEQUE WRITING LEDGE (4'-6"x1'-0"at Customer- lobby)				
	Providing and fixing writing ledge as per design made out 18mm BWR grade plywood (ISI 303) with necessary grove pattern 1.00 mm Thick laminate (color, vertical grain) to be cladded. 12mm thk machine polished toughened glass to be provided on top of the writing ledge. Small boxes to be made out of 18mm BWR grade plywood's (ISI 303) to be made on top of the writing ledge finished with 1.0mm thick Thick laminate, inside surface finished with 0.8mm thick laminate. The work to be completed as per design and approval of the architect.	NO	1.00		
6	WALL AND COLUMN PANNELLING				
	Providing & fixing panelling on walls, columns or any other surfaces out of 2" x 2" Aluminium sections frame " Jindal Make " or equivalent at 1'-6" x 1'-6" c/c. 12 mm thk. plywood fixed on the framework with necessary grooves etc. finished with 1.00 mm Thick laminate with pattern as per design rate should include the cost of making holes, slits etc. required for electrical work.	SQFT	2,190.00		
6a	Item same as above but to be fininshed with 6mm thick veneer finish.	SQFT	440.00		
7	SOFT BOARD				
	Providing and fixing Pin- up Boards with 12 mm thk. soft board with cloth of approved shade and fabric on top. MDF board to be fixed with teak wood mouldings of 19 x 25mm size with melamine polish etc. complete to the satisfaction of Architect/Bank's Engineer.	SQFT	50.00		
8	ROLLER BLINDS				
	Providing and fixing roller blinds (Vista or approved equivalent) as per approved shades by bank including all accessories and fittings.	SQ.FT	400.00		
9	LUNCH COUNTER				
	Providing 2'-0" wide lunch counter in BWR grade ply (ISI 303) to be finished with 18mm thk jet black granite for the top and 1.0mm thk approved laminate for the remaining exposed areas including the necessary supports in ply to be finished with 1.0mm thk laminate including necessary hardware, half round moulding / nosing to and for the jet black granite top to be provided for the entire front areas of the counter & supports, hardware etc complete	SQ.FT	20.00		

BOQ ITEM NO.	DESCRIPTION	UNIT	QTY	RATE	AMOUNT
10	SHUTTER BELOW GRANITE COUNTER - LAMINATE FINISH	SQ.FT	30.00		
	Providing & fixing shutters made out of 19mm thick BWR ply (IS 303) with 19mm x 12.50mm beading all around with 1mm thick laminate finished for storage below Granite counter including melamine polish etc including all necessary hardware such as hinges, concealed handle of approved make. The rate shall be inclusive of providing & fixing modular S.S service trolleys below with standard sliding channel sections as per manufacturers specifications for the complete length and height of the counter including shutters in marine plywood including the necessary t.w frame etc complete.				
11	ACP PANELLING	SQ.FT	650.00		
	Providing, fabricating & fixing in position Aluminium Composite Panel (ACP) with framing of Aluminium Tube sections of min 2" x 1" and 20 gauges 2'-0" C/C both ways. ACP to be in minimum 2' width panels or distributed equally as per the site condition. Panels to be fixed to the frame with adhesives as per standard brands mentioned in Annexure B. Joints shall be finished with Silicon based sealant. ACP shall be of minimum 4mm thickness (0.5mm+3mm+0.5mm). Colour of ACP shall be as per bank's preference. (Unit of measurement shall be in Sqft) The system is to be designed to with stand and shall be fixed to the RCC structure (structural support only) and / or to the M.S. sub structure (Structural supports only) with sheet metal screws, clamps, brackets and anchor fasteners as approved by the Architect/Engineer. All extruded aluminium sections including cleats shall be minimum 3mm thick. All aluminium extruded sections shall be of 6063 T5 or T6 alloy conforming to ASTM B221. Rate shall include handling, fabricating & fixing ACP panels. Rate shall include providing open cell polyethylene backer rod, weather sealant, shims etc. The weather sealant silicon shall be Dow Corning 789 (or as per approved by the Architect) for vertical application. Rate also includes scaffolding for cladding work.				
12	STORAGE/SHUTTER FOR ELECTRICAL EQUIPMENTS:	SQ.FT	100.00		
	Providing, fabricating and fixing in position cabinet for electrical equipment , full / half height, 1'-6" deep, as per design, out of 19 mm thick BWR grade (ISI 303) plywood for box & openable shutters with perforations for ventilation, finished with decorative laminate of approved make and shades externally and white internally, including necessary hinges, handles, locks and perforation caps, in brushed steel finish, of approved make.				
13	ACOUSTIC BOARD DISPLAY FOR BRANCH	SQ.FT	50.00		
	Providing & fixing ACOUSTIC board display made out of 6 mm thk. BWR grade (ISI 303) ply and 12 mm thk. Acoustic board with approved colour felt cloth with frame. Complete as directed by the Architect.				
14	ATM TOUGHENED GLASS DIVIDER (4' X 6')	NO	3.00		
	Providing & fixing 12 mm thk. Toughened glass partition between ATM Machines of 4' x 6' with polished edges to be fixed on floor and wall with the help of D Brackets				
SBI EMERALD					
15	MODULAR ALUMINIUM SINGLE GLAZED PARTITION	SQ.FT	470.00		
	Finish : Mid night black anodized colour with 6063 T6 grade of aluminium finish				
	Glass:- 10mm thk.toughened glass				
	Accoustic performance: STC 28 to 34 DB				
	Glass to glass butt joint with I,L,T, Joint aluminium finish or silicone sealent. Partition full height FFL to : 2700mmn Approx.				
	The item is to complete in all respects as manufactures specification & Instrutions of Architect in charge.				
	Make: Vedic Systems / Real Line Partition Pvt Ltd.				

BOQ ITEM NO.	DESCRIPTION	UNIT	QTY	RATE	AMOUNT
16	FULLY GLAZED STILE DOOR WITH DOOR FRAME	NOS	2.00		
	Supply & Installation of Modular Aluminium single leaf door frame of 45mm System, Door Frame Dimension - 45mm x 35mm / 45mm x 45mm Finish -Mid Night Black Anodized colour with 6063 T6 grade of aluminium finish. STILE DOOR SHUTTER- 75MM X 45MM / 68 X 35 MM Using glass bead horizontal bottom with 10mm thk.toughened glass having rubber gasket and 4nos door hinges. Finish - Mid Night Black Anodized colour with 6063 T6 grade. Hardware:Concealed Door Closer (DORMA XLC/OZone/Equivalent) Flush Hinges 5" Mortise Lock With L Type Lovor Handlo / Cylindor 70mm Door Stopper The item is to complete in all respects as manufactures specification & Instrutions of Architect in charge. Make: edic Systems / Real Line Partition Pvt Ltd.				
17	PANELLING - BACKPAINTED GLASS	SQ.FT	330.00		
	Back painted glass (Lacquer Glass) Providing and paneling: fixing in position wooden paneling to walls finished with Back column / painted standard brand (Lacquer Glass),as per colour & shade specified by SBI comprising as under:				
	Framework:- Made out of 50 mm x 25 mm x extruded Aluminium 1.2mm thick hollow centre to centre, sections, placcd upto 600 mm bothways (horizontal and vertical), fixed rigidly on wall / columns in perfect line, level and plumb.				
	Panel Finishing:- Providing & fixing 9 mm thick make BWR plywOod to Aluminum approved mm thick framework finished with & Glass panels approved of quality and make back painted Lacquer required size, rigidly fixed using 3M adhesive double side / self-adhesive tape complete as Engineer-in-charge. directed by the Engineer in charge.				
	The rate should include cost of making cutouts / necessary hardware, openings for electrical conduits / Switch boards etc., cables, including wOoden/aluminum providing necessary section members support at providing cutouts, scaffolding for execution of work at al complete as per heights, drawings and as directed by the Architect				
18	PANTRY CABINET - LOUVERED	SQ.FT	10.00		
	Providing and fix1ng in position shutters made up of 18 mm thick Marine Plywood finished with 1mm thick laminate from externally & 0.8 mm thick laminate internally.				
	Shutters shall be made out of 18mm thick PlywoOd finished with 1 mm thick laminates as per profile externally and PVG edge binding to edges with necessary TW framework. All shutter to be provided with cup hinges and aluminium profile handle of apprOved make as per drawing				
	Inside top & bottom ledges and intermediate divider's all internal exposed sides shall be finished with 0.8mm thk laminate.				
	Rate Quoted for the item shall include for cost of 18 mm thick Plywood shelves including wooden beading, hardwares such as ball catches, locks, handles etc. Item to be completed in all respecis as per drawings, specifications & instructions from Consultant / Bank.				
	Make 1. Laminate New Mika -3405 CFD-Helsinki 2 .Louvers-Signature -SL2521 3. Aluminium Profile Handle- EBCO-1937-H-Brushed Gold				
19	RAFTERS	rft	35.00		
	P/F Vertical rafters ar pantry counter out of 2440mm X 53mm X 53mm Installation to be as per manufacturers technical specifaion. Make: Zare - WPC Square Box-Walnut finish				
20	TV UNIT	rft	5.00		
	Providing and fixing a TV Unit of approved design & Drawings to be made up of 18.0mm BWP Ply, and finished with approved shade of Laminated finish, and aluminium profile shutter handle. Size - all accessories, space for fixing of TV, Necessary shelves, all accessories etc complete Make: 1. New Mika -3405 CFD-Helsinki 2. Aluminium Profile Handie- EBCO-1937-H-Brushed Gold				

BOQ ITEM NO.	DESCRIPTION	UNIT	QTY	RATE	AMOUNT
21	MOULDING - GOLD COLOUR DUCO FINISH				
	Providing and Fixing Moulding on panclling (of larmirrate finish) made from HD-HMR-HDF & finish of meiallic with duco paint incl surface preparation all as per rnanufacturers specification & Architects in charge				
	Moulding Make :				
	1. Glo Panels - G-Mold-HD-HMR Moulding -256 Size - 25mmx11mm/4mm				
	2.Glo Panels - G-Mold-HD-HMR Moulding -265 Size -75mmx 1 1mm/4mm				
	Make : Duco paint: Asian Paint - PU palette Metallic Pcarl Gold				
	a.Size 25mm X11 mm/4mm	rft	290.00		
	b. Size 75mm X11 mm/4mm	rft	250.00		
22	LUXURY GLASS / WOODEN CENTRE TABLE (900 MM DIA)	nos	1.00		
	Providing and arranging in position corner tables as per attached drg/ref image and Item to be completed in all respects as per drawings & instructions from Consultant.				
	Reference Image 				
23	SIDE TABLE - GLASS / WOODEN (SIZE 400 X 400 MM)	nos	2.00		
	Providing and arranging in position side tables as per attached drg/ref image and Item to be completed in all respects as per drawings & instructions from Consultant.				
	Reference Image 				

BOQ ITEM NO.	DESCRIPTION	UNIT	QTY	RATE	AMOUNT
24	SOFAS & CHAIRS				
	Rate to include cost of fabric upholstery, fixing adjusting & placing in position, cleaning, packing, etc. Complete.				
	Basic rate of fabric =Rs.350 per rmt. For sofa and lounge chairs (All contractors to submit samples & brochures for type of chairs they have quoted. Samples to be brought as & when required.)				
	Providing and arranging in position Lounge chairs / Sofa chair in wooden frame of min size 75mm x 50mm or as mentioned in the drawings with necessary spring/ rubberized coir / 32 density polyurethane foam/ 100 % latex rubber foam of appropriate quality as shown in the drawing with melaminic polish on all exposed WOODen surfaces. The rate to include upholstery material as spccified against each item.				
	The contractor shall use appropriate size of wood instead of mentioned size to achieve desire shape and comfort as shown .The contractor shall show one sample of each of the sofa / chair design and get it approved from consultant before executing the entire work. All as per instructions of Consultant. 75 mm thick for seat 50 mm thick for back 25 mim polyurethane on it to give required shape.				
24A	LUXURY Sofa Chair	nos	2.00		
	Fabric: SAROM FABRICS Code: AZCO - LEVI - 707 Material: SWEDEN VELVET				
	Basis of Design : 				
24B	LUXURY Lounge Chair Type-01	nos	2.00		
	Fabric: SAROM FABRICS Code: AZCO-MILANO-101				
	Basis of Design : 				
24C	LUXURY Lounge Chair Type-02	nos	1.00		
	Fabric: SAROM FABRIC - ABONE - 101				
	Basis of Design : 				

BOQ ITEM NO.	DESCRIPTION	UNIT	QTY	RATE	AMOUNT
24D	CHAIR For RM	nos	1.00		
	P/s Chair for RM as approved by Architect / Bank Make - Featherlite - Amaze High Back Mesh Chair with Self Calibrating Multilock Mechanism & Fabric Upholstered Cushion Seat (Grey)				
27	LAMINATED WOODEN FLOORING	Sqft	300.00		
	Providing & fixing AC 4 8mm Herringbone HDF laminated wooden flooring of high density fiber board having density 900 +3% kg/m ³ or more .dimensionally stable core board made from dome technology in 8mm thickness, made from lignocellulose material, specifically agro wood like eucalyptus manufactured with homogeneous core, the flooring shall be tropicalized with an anti-bacterial surface laminated with melamine formaldehyde impregnated décor paper (75gsm) duly overplayed with an anti-abrasion layer of aluminum oxide impregnated tissue (55 gsm) in Grade of AC 4 :-4000 RC abrasion cycle tested as per EN 13329, plank size 99mm X 600 mm left and right, the product shall have an isometric locking profile made from a 5 spindled profiling head, the locking profile shall be wax coated from all 4 sides, to prevent moisture seepage into the core, the laminate flooring shall to be fixed on a base of 2 mm thick layer of PU foam having a density of 24 kg/m ³ , the bare floor shall be 1 st covered with PE sheet having a thickness of 0.2mm, fixed as per manufacturer instruction manual, the flooring solution shall be accompanied by relevant accessories as per requirement like skirting. reducers, end profiles, stair nose & beading of matching shades as per direction of Engineer in-charge. MAKE- Action Tesa - Wooden Flooring - 3565				
28	DESIGNER LUXURY PLANTERS	nos	2.00		
	P/s Planter as approved by Architect / Bank Reference Image 				
29	LUXURY RUG	nos	1.00		
	P/s Rug as approved by Architect / Bank				
30	LUXURY ART WORK - SIZE 4' x 2'6"	nos	1.00		
	P/s ART WORK as approved by Architect / Bank				
31	LUXURY ART WORK - SIZE 2'-6" x 2'6"	nos	2.00		
	P/s ART WORK as approved by Architect / Bank				

BOQ ITEM NO.	DESCRIPTION	UNIT	QTY	RATE	AMOUNT
32	WORKSTATIONS	nos	1.00		
	Providing and fixing table units as per drawing & size. Dimensions out of				
	a) Table 1500 mm x 600 mmn				
	b) Side Credenza 900 mm x 400 mm				
	The worktop to be of 50mm thick made of 18mm thk ply top finished with 1mm thick approved laminate and wooden moulding / beading as per profile shown on drawing.				
	Side credenza (size 900 X 400 mm) side unit wherever provided as per size mentioned (refer drawing) to be made of 19mm thick plywood finished with 1mm thick approved laminate on top front and sides . Side credenza to have 1 pencil tray, drawers and 1 filing unit. Both the drawers to be providcd with central locking. The cntire shutter / drawer to have 0.8mm thk laminate finish intornally as per profile. lo includc space divider as per design planter box (size 900 X 300 X 400 mm)				
	Back panel of the pedestal box should be of 6mm thick plywood. Inside of the box, the approved laminate 0.8mm thk in approved shade.Modesty panel (par) & space divider as dwg detailsto be finished with the PS (Polystytene) Wall Panel specification thickness of 10 to 12 mm and the size of L 2800mm X W 125mm. All Instalation will be all as per manufacturers specification				
	Rate to include all beading moulding, skirting, hardware, fittings / fixtures as required and keyboard drawNer and G.P.U. Trolley. All expsed faces of wood to be finish with 3 coats of melamine polish.				
	Item to be completed in all respects as per drawings & instructions from Consultant / Bank. Make:				
	1.Laminate-NewN Mika -3405 CFD-Helsinki 2.PS Wall Panel-Signature -SL2521 3. Aluminium Profile Handle- EBCO-1937-H-Brushed Gold				
GRAND TOTAL EXCLUDING TAXES					
	DISCOUNT IF ANY BY THE CONTRACTOR				
GRAND TOTAL EXCLUDING TAXES AFTER DISCOUNT					
	CGST @ 9 %				
	SGST @ 9 %				
GRAND TOTAL INCLUDING TAXES					
	NOTE:- Cost exclusive of GST, and inclusive of all other taxes, Transportation, loading, unloading expenses, Excise Duty, Sub-Staff Overtime etc.				
	I CONFIRM the above conditions along with estimate quoted by me				
	CONTRACTOR FULL NAME & DETAIL ADDRESS				