

CHHATTISGARH RAJYA GRAMIN BANK
HEAD OFFICE, MAHADEO GHAT ROAD, SUNDER NAGAR, RAIPUR (C.G.)
BALANCE SHEET
AS ON 31ST MARCH, 2023

Particulars	Schedule	As on 31.03.2023	As on 31.03.2022
CAPITAL & LIABILITIES			
Capital	1	2,15,89,10,700	2,15,89,10,700
Reserves & Surplus	2	9,33,13,76,595	7,65,89,52,304
Minorities Interest	2A	-	-
Deposits	3	1,43,35,11,60,076	1,36,12,79,29,753
Borrowings	4	12,16,71,48,582	7,26,45,16,343
Other Liabilities and Provisions	5	5,82,63,56,369	4,62,32,07,694
Total		1,72,83,49,52,322	1,57,83,35,16,795
ASSETS			
Cash and Balances with Reserve Bank of India	6	6,74,99,25,220	6,05,62,54,532
Balances with Banks and Money at call and short notice	7	36,08,45,63,193	35,39,43,08,274
Investments	8	62,34,67,35,456	61,95,50,22,407
Loans and Advances	9	62,70,62,89,971	50,77,44,93,521
Fixed Assets	10	47,23,56,972	33,39,17,553
Other Assets	11	4,47,50,81,510	3,31,95,20,507
Total		1,72,83,49,52,322	1,57,83,35,16,795
Contingent Liabilities	12	24,89,97,568	16,30,48,283

As per our Audit Report of Even Date

For A D B & Company
Chartered Accountants
ICAI FRN 005593C

(B. Subramanyam)
Partner
Membership No.: 075176

FOR, CHHATTISGARH RAJYA GRAMIN BANK,

CHAIRMAN

GENERAL MANAGER

PLACE : RAIPUR (C.G.)

DATE : 21ST APRIL, 2023



CHHATTISGARH RAJYA GRAMIN BANK

HEAD OFFICE, MAHADEO GHAT ROAD, SUNDER NAGAR, RAIPUR (C.G.)
STATEMENT OF PROFIT & LOSS FOR THE PERIOD FROM 1st APRIL 2022 to 31st MARCH 2023

Particulars	Schedule	As on 31.03.2023	As on 31.03.2022
I. Income			
Interest earned	13	11,77,38,33,469	10,29,14,62,749
Other income	14	1,07,60,93,594	1,17,89,98,254
Total (A)		12,84,99,27,063	11,47,04,61,003
II. Expenditure			
a. Interest expended	15	5,15,44,18,568	4,70,33,25,462
b. Operating expenses (i+ii+iii)	16	3,70,77,10,437	3,31,84,12,849
i) Employees Cost		2,51,54,56,790	2,26,60,59,577
ii) Depreciation		5,87,69,264	5,80,46,998
iii) Other Operating Expenses		1,13,34,84,384	99,43,06,274
III. Total Expenditure (a+b) (B)		8,86,21,29,006	8,02,17,38,311
IV. Operating Profit before Provision and Contingencies (A-B)		3,98,77,98,058	3,44,87,22,692
V. Provisions (Other than Tax)		40,56,38,861	66,74,12,342
V(A) Provision of Pension		1,37,84,00,000	2,20,00,00,000
V(B) Provision/Payments of Arrears on Wage Settlement (Refer Schedule 18 Point no 22.)		7,93,34,601	28,16,00,000
V(C) Reversal of Restructuring provision		(8,97,91,312)	-
VI. Profit/ Loss from Ordinary Activities before Tax		2,21,42,15,908	29,97,10,350
Less: Provision for Current Tax		55,86,87,863	5,56,94,745
Less: Provision of Taxation Earlier Years		(1,54,82,243)	(2,89,69,335)
Less: Prior Period Adjustment		-	-
Less: Provision for Deferred Tax Liability /(Asset)		(14,14,004)	(19,70,200)
Net Profit after Taxation		1,67,24,24,291	27,49,55,140
Add: Brought forward consolidated Profit/Loss attributable to the group		6,45,10,58,062	6,23,10,93,950
Balance of Profit/Loss Account		8,12,34,82,353	6,50,60,49,090
VII. Appropriations			
Transfer to statutory reserves		33,44,84,858	5,49,91,028
Transfer to Other reserves		-	-
Balance carried over to balance sheet		7,78,89,97,495	6,45,10,58,062

As per our Audit Report of Even Date

FOR, CHHATTISGARH RAJYA GRAMIN BANK,

For A D B & Company

Chartered Accountants

ICAI FRN 005593C

CHAIRMAN

GENERAL MANAGER

(B. Subramanyam)

Partner

Membership No.: 075176

PLACE : RAIPUR (C.G.)

DATE : 21ST APRIL, 2023



SCHEDULE-1 : CAPITAL

Particulars	As on 31.03.2023	As on 31.03.2022
Authorised Capital (2,00,00,00,000 shares of ` 10 each)	20,00,00,00,000	20,00,00,00,000
Issued Capital (21,58,91,070 shares of ` 10 each)	2,15,89,10,700	2,15,89,10,700
Subscribed Capital (21,58,91,070 shares of ` 10 each)	2,15,89,10,700	2,15,89,10,700
Called up Capital (Nil shares of Nil `)	-	-
Less : Calls unpaid	-	-
Add: Forfeited Shares	-	-
Share Capital Deposit	-	-
Total	2,15,89,10,700	2,15,89,10,700

SCHEDULE-2 : RESERVES & SURPLUS

Particulars	As on 31.03.2023	As on 31.03.2022
a. Statutory Reserves	1,45,88,73,307	1,12,43,88,449
b. Capital Reserves	7,09,51,896	7,09,51,896
c. Other Reserves	1,25,53,897	1,25,53,897
d. Investment Fluctuation Reserve	-	-
e. Balance in Profit and Loss Account	-	-
Op balance	6,45,10,58,062	6,23,10,93,950
Less: Amount transfer to Other reserves	-	-
Less: Amount transfer to Statutory Reserve	(33,44,84,858)	(5,49,91,028)
Add: Profit for the period	1,67,24,24,291	27,49,55,140
Total (e)	7,78,89,97,495	6,45,10,58,062
Total (a+b+c+d+e)	9,33,13,76,595	7,65,89,52,304

SCHEDULE-2A : MINORITIES INTEREST

Particulars	As on 31.03.2023	As on 31.03.2022
Minorities Interst at the date on which the parent subsidiary relationship came into existence		
Subsequent increase / decrease	-	-
Minorities interest on the date of balance sheet	-	-
Total	-	-

SCHEDULE-3 : DEPOSITS

Particulars	As on 31.03.2023	As on 31.03.2022
A I. Demand Deposits		
(i) From Banks	-	-
(ii) From Others	3,61,16,89,375	3,46,08,21,307
II. Savings Bank Deposits	97,49,22,75,998	90,32,92,58,946
III. Term Deposits		
(i) From Banks	-	-
(ii) From Others	42,24,71,94,704	42,33,78,49,501
Total (I,II and III)	1,43,35,11,60,076	1,36,12,79,29,753
B.I. Deposits of branches in India	1,43,35,11,60,076	1,36,12,79,29,753
II. Deposits of branches outside India	-	-
Total (I and II)	1,43,35,11,60,076	1,36,12,79,29,753



SCHEDULE-4 : BORROWINGS

Particulars	As on 31.03.2023	As on 31.03.2022
I. Borrowings in India		
(i) Reserve Bank Of India	-	-
(ii) Other Banks		
(iii) Other institutions and agencies		
1. against Refinance (SBI)		
From NABARD	5,97,10,77,564	4,39,11,98,092
Over Draft From Banks	5,26,30,02,377	2,14,68,90,688
From National Housing Bank	-	-
NBCFDC REFINANCE	28,84,49,247	19,23,01,419
NBCFDC REFINANCE ACCT	64,46,19,394	53,41,26,145
II. Borrowings outside India	-	-
Total (I and II)	12,16,71,48,582	7,26,45,16,343
Secured borrowings included in I & II above		

SCHEDULE-5 : OTHER LIABILITIES AND PROVISIONS

Particulars	As on 31.03.2023	As on 31.03.2022
I. Bills payable	-	-
II. Inter office Adjustment (net)	-	1,35,25,940
III. Interest Accrued	2,62,57,32,487	2,55,28,65,759
IV. Deffered Tax Liabilities	-	-
V a. Others (Borrowers subsidy reserve fund)	31,57,36,848	27,60,19,622
V.b. Others (including provisions)*	2,88,48,87,035	1,78,07,96,374
Total	5,82,63,56,369	4,62,32,07,694

*Details of Others (including provisions):	As on 31.03.2023	As on 31.03.2022
Provision for Standard Assets	18,95,30,030	17,43,28,011
Provision for Restructured Accounts	13,08,61,163	22,06,52,475
Provision for Fraud/Robbery etc.	4,96,90,500	1,95,07,400
Provision for Income Tax	55,86,87,863	5,56,94,745
TDS on Time Deposit Interest	4,87,09,627	4,17,14,691
Draft/Pay order/Bankers Cheque	31,32,70,540	29,63,60,868
Sundry Deposits	1,63,900	1,64,35,455
RTGS	-	6,61,75,365
Provision for M to M loss on Investment	26,27,800	-
GST Payable	7,64,40,963	5,67,25,851
TDS Payable Under GST	20,87,818	15,34,994
NPS Collection and Payable Account	76,73,494	3,70,92,901
Provision for Pension Liability	1,37,84,00,000	70,00,00,000
Misc. Liabilities	12,67,43,337	9,45,73,618
Total	2,88,48,87,035	1,78,07,96,374

SCHEDULE-6 : CASH AND BALANCES WITH RESERVE BANK OF INDIA

Particulars	As on 31.03.2023	As on 31.03.2022
I. Cash in hand (including foreign currency notes)	51,54,27,486	54,31,32,438
II. Balances with Reserve Bank Of India		
(i) In current Account	6,23,44,97,733	5,51,31,22,094
(ii) In Other Accounts	-	-
Total (I and II)	6,74,99,25,220	6,05,62,54,532



SCHEDULE-7 : BALANCES WITH BANKS AND MONEY AT CALL AND SHORT NOTICE

Particulars	As on 31.03.2023	As on 31.03.2022
I.In India		
(i) Balances with Banks		
(a) In Current Account	24,93,00,766	35,44,56,400
(b) In Other Deposit Accounts	35,83,52,62,427	35,03,98,51,874
(ii) Money at Call and Short Notice		
(a) With banks	-	-
(b) With other institutions	-	-
Total (i & ii)	36,08,45,63,193	35,39,43,08,274
II. Outside India		
(i) In Current Account	-	-
(ii) In Other Deposit Accounts	-	-
(iii) Money at Call and Short Notice	-	-
Total	-	-
Grand Total (i, ii & iii)	36,08,45,63,193	35,39,43,08,274

SCHEDULE-8 : INVESTMENTS

Particulars	As on 31.03.2023	As on 31.03.2022
I. Investments in India in		
Held to Maturity		
(i) Government securities (SLR)	30,07,82,03,421	28,36,46,70,524
(ii) Other approved securities	-	-
(iii) Shares	-	-
(iv) Debentures and Bonds	-	-
(v) Others (Mutual Fund etc)	-	-
Total	30,07,82,03,421	28,36,46,70,524
Held for Trading	-	-
Available for Sale		
(i) Government securities (SLR)	29,89,65,76,160	33,07,78,52,008
(ii) Mutual Funds & Bonds (Non- SLR)	2,37,19,55,876	51,24,99,875
Total	32,26,85,32,036	33,59,03,51,883
II. Investments outside India in		
(i) Government Securities (Including local Authorities)	-	-
(ii) Investment in Associates	-	-
(iii) Other Investments (to be specified)	-	-
Total	-	-
Grand Total (I & II)	62,34,67,35,456	61,95,50,22,407
III. Investments in India		
(i) Gross value of Investments	62,34,67,35,456	61,95,50,22,407
(ii) Aggregate of provisions for Depreciation		
(iii) Net investment	62,34,67,35,456	61,95,50,22,407
IV. Investments outside India		
(i) Gross value of Investments	-	-
(ii) Aggregate of provisions for Depreciation	-	-
(iii) Other Investments (to be specified)	-	-



SCHEDULE-9 : ADVANCES

Particulars	As on 31.03.2023	As on 31.03.2022
A.(i) Bills Purchased and Discounted		
(ii) Cash Credits, Overdrafts and Loans repayable on demand	21,79,07,44,963	17,97,51,05,113
(iii) Term Loans	40,91,55,45,008	32,79,93,88,409
Total	62,70,62,89,971	50,77,44,93,521
B.(i) Secured by tangible assets(Includes Advances against Book Debts)	36,17,59,61,508	29,36,19,42,765
(ii) Covered by Bank / Government Guarantees	35,63,49,563	1,50,71,31,046
(iii) Unsecured	26,17,39,78,899	19,90,54,19,710
Total	62,70,62,89,971	50,77,44,93,521
C. I. Advances in India		
(i) Priority Sector	37,65,92,44,291	26,60,81,15,044
(ii) Public Sector		
(iii) Banks		
(iv) Others	25,04,70,45,680	24,16,63,78,477
Total	62,70,62,89,971	50,77,44,93,521
C.II. Advances outside India		
(i) Due from banks	-	-
(ii) Due from Others	-	-
(a) Bills Purchased & Discounted	-	-
(b) Syndicated Loans	-	-
(c) Others	-	-
Total	-	-

SCHEDULE-10 : FIXED ASSETS

Particulars	As on 31.03.2023	As on 31.03.2022
I.Premises (Land and Building)		
At cost	15,18,167	15,18,167
Addition during the year	-	-
Deductions during the year	-	-
Accumulated Depreciation	1,99,774	1,83,984
Total (A)	13,18,393	13,34,183
II. Other Fixed Assets (including furniture and		
At cost	66,22,32,708	59,16,47,470
Addition during the year	6,88,48,660	7,53,33,794
Deductions during the year	14,24,304	47,48,556
Accumulated Depreciation	45,51,72,317	39,82,43,372
Total (B)	27,44,84,747	26,39,89,336
II A.Leased Assets		
At cost	1,71,09,820	1,71,09,820
Addition during the year including adjustment	1,32,90,799	
Deductions during the year including provisions	-	-
Accumulated Depreciation	50,89,512	44,98,551
Total (C)	2,53,11,107	1,26,11,269
III Building WIP (D)	17,12,42,725	5,59,82,766
Total (A+B+C+D)	47,23,56,972	33,39,17,553



SCHEDULE-11 : OTHER ASSETS

Particulars	As on 31.03.2023	As on 31.03.2022
I. Inter office adjustments (Net)	4,11,27,173	-
II. Interest Accrued	1,95,96,13,447	2,03,41,88,194
III. Advance Tax & TDS	67,67,55,404	52,93,66,837
IV. Stationery and stamps	45,04,711	53,10,470
V. Deferred Tax Assets	1,34,32,107	1,20,18,104
VI. Non-banking assets acquired in satisfaction of claim	5,00,000	-
VI. Others *	1,77,91,48,668	73,86,36,902
Total	4,47,50,81,511	3,31,95,20,507

* Details of others :	As on 31.03.2023	As on 31.03.2022
APBS and NACH Account	-	-
NEFT/RTGS	3,92,24,643	-
Interest Receivable from NABARD (Intt. Subvention)	39,18,32,929	52,80,49,774
Deposits for Consumer Forum & Gratuity Appeal	3,14,97,704	3,11,99,264
Other Receivables	1,31,65,93,392	17,93,87,863
Total	1,77,91,48,668	73,86,36,902

SCHEDULE-12 : CONTINGENT LIABILITIES

Particulars	As on 31.03.2023	As on 31.03.2022
I. Claims against the Bank not acknowledged as debt	3,23,47,704	3,20,49,264
II. Liabilities for partly paid Investment	-	-
III. Liability on account of outstanding forward exchange contract	-	-
IV. Guarantees given on behalf of constituent	-	-
(a) In India	15,24,86,033	7,77,59,969
(b) Outside India	-	-
V. Acceptances, endorsements and other obligations	-	-
VI. Other items for which the Bank is contingency liable (DEAF)	6,41,63,830	5,32,39,049
Total	24,89,97,568	16,30,48,283

SCHEDULE-13 - INTEREST EARNED

Particulars	As on 31.03.2023	As on 31.03.2022
I. Interest/discount on advances /bills	5,73,88,31,827	4,75,36,67,919
II. Income on Investments	6,01,83,53,186	5,53,75,32,249
II.a Interest Received on Investments - TDR	1,48,70,87,555	1,92,42,75,656
II.b Interest Received on Investments - Govt. Security (Sch. 18 Invt 4)	4,53,12,65,631	3,61,32,56,593
III. Interest on balances with Reserve Bank of India and other inter bank funds	32,91,893	-
IV. Others	1,33,56,563	2,62,581
Total	11,77,38,33,469	10,29,14,62,749



SCHEDULE-14 - OTHER INCOME

Particulars	As on 31.03.2023	As on 31.03.2022
I.Commission, Exchange ,Brokerage	1,14,12,18,572	92,59,92,553
II.a Income from Sale of Investments - G.Sec (Please refer Sch. 18 point no 21)	(33,40,00,741)	(21,83,79,571)
II.b Income from Sale of Mutual Funds	7,24,18,788	28,89,33,323
III.Miscellaneous Income (Recovery in Written Off Account)	19,64,56,975	18,24,51,949
Total	1,07,60,93,594	1,17,89,98,254

SCHEDULE-15 - INTEREST EXPENDED

Particulars	As on 31.03.2023	As on 31.03.2022
I. Interest on Deposits	4,83,76,91,060	4,59,49,34,287
II. Interest on Reserve Bank Of India/ Inter -Bank Borrowings (SBI/NHB/NABARD etc)	31,67,27,508	10,83,91,175
III. Others	-	-
Total	5,15,44,18,568	4,70,33,25,462

SCHEDULE 16 - OPERATING EXPENSES

Particulars	As on 31.03.2023	As on 31.03.2022
I. Payments to and Provisions for Employees	2,51,54,56,790	2,26,60,59,577
II. Rent Taxes and Lighting	12,11,30,124	10,51,04,065
III. Printing and Stationary	2,42,53,694	1,72,27,428
IV. Advertisement and publicity	20,02,888	7,76,302
V. (a) Depreciation on Bank's Property other than Leased Assets	5,81,78,303	5,74,76,672
(b) Depreciation on Leased Assets	5,90,961	5,70,326
VI. Directors' fees, allowances and expenses	-	-
VII. Auditors fees and expenses (including Branch auditors' fees and expenses)	61,89,580	35,47,896
VIII. Law charges	12,13,366	17,54,393
IX. Postage ,Telegrams ,Telephones etc.	1,07,95,157	94,14,647
X. Repairs and maintenance	2,09,58,915	1,77,16,542
XI. Insurance	20,57,62,355	18,69,56,349
XII. Amortisation for the year	-	-
XIII. Other expenditure	74,13,49,698	65,19,60,254
XIV. Loss/ (Profit) on Sale of Assets	(1,71,395)	(1,51,602)
Total	3,70,77,10,437	3,31,84,12,849

Details of other Expenditure :	As on 31.03.2023	As on 31.03.2022
Books Periodicals & News Paper	6,67,563	6,67,115
Travelling Expenses	1,21,32,196	99,84,305
Halting / Lodging/ Boaring Expenses	3,50,95,337	2,62,77,501
Annual Maintenance Contract (AMC)	20,72,31,068	16,03,47,777
ATM Service Charges	12,31,98,002	15,76,73,418
Payment to Daily Wages	9,19,14,252	8,42,70,537
Misc. Expenses	27,11,11,280	21,27,39,601
Total	74,13,49,698	65,19,60,254



SCHEDULE - 17 - SIGNIFICANT ACCOUNTING POLICIES

1	<p><u>Basis of Preparation:</u></p> <p>Financial Statements will be prepared under the historical cost convention, on the basis of accounting going concern basis, unless otherwise stated and confirm in all material aspects to Generally Accepted Accounting Policies (GAAP) in India, which comprise applicable statutory provisions, regulatory norms / guidelines prescribed by the National Bank for Agriculture and Rural Development (NABARD) / Reserve Bank of India, Banking Regulation Act 1949, Regional Rural Bank Act 1976 and amendment thereto and Accounting Standards issued by the Institute of Chartered Accountants of India (ICAI), and the practices prevalent in the Rural Banking industry in India.</p>
2	<p><u>Use of Estimates :</u></p> <p>The preparation of financial statements requires the management to make estimates and assumptions considered in the reported amount of assets and liabilities (including contingent liabilities) as on the date of financial statements and the reported income and expenses during the reporting period. Management believes that the estimates used in the preparation of the financial statements are prudent and reasonable and are based upon Managements evaluation of the relevant facts and circumstances as of the date of financial statements. Future results could differ from to this estimates and the difference between the actual results and the estimates are recognized in the period in which the result are known / materialized.</p>
3	<p><u>Revenue Recognition :</u></p>
3.1	Income and expenditure to be accounted for on accrual basis, exceptions if any will be explained in the statements.
3.2	<p>i. Interest income to be recognized in the profit and loss account as it accrues except income from non-performing assets (NPAs) comprising advances and investments which is recognized upon realization, as per the prudential norms prescribed by the RBI or other regulatory authorities.</p> <p>ii. Bills discounted will be recognized as and when received.</p> <p>iii. Profit / loss on sale / trading of investments is to be recognized in the Profit and Loss Account.</p> <p>iv. Income (other than interest) on interest bearing investments in "Held to Maturity (HTM)" category acquired at a discount to the face value, is to be recognized only at the time of sale / redemption.</p> <p>v. All other commission / Exchange / fee income and Locker rent is to be recognized in the profit and loss account on realized basis.</p> <p>vi. Interest on overdue term deposits is to be accounted for on renewal.</p> <p>viii. The sale of NPA will be accounted for as per guidelines issued/prescribed by RBI from time to time.</p>
3.3	Banker's Cheque prepared on of bills paid to the vendors is lying unpaid for more than 3 years will be credited to charges account. In the event of any claim from the vendors, the charges account will be debited.
4.	<p><u>Investments :</u></p>
4.1	<p><u>Investment Classification :</u></p> <p>The transactions in Government Securities will be recorded on "Settlement Date". Investments other than Government Securities will be recorded on "Trade Date".</p> <p>Investments will be classified into 3 categories(hereafter called categories) as per RBI guidelines, the category wise details and basis thereof are as under:</p> <p>A) Held to Maturity : Investments that the Bank intends to hold till maturity will be classified as Held to Maturity.</p> <p>B) Held for Trading : Investments that are held principally for resale within 90 days from the date of purchase are to be classified as Held for Trading.</p> <p>C) Available for Sale : Investments, which are not classified in the above two categories, are to</p>



	<p>be classified as Available for Sale.</p> <p>Under each of these above-mentioned categories, investments will be further classified into the following five groups:</p> <ol style="list-style-type: none"> Government Securities, Other approved Securities, Shares Debentures and Bonds and Others (Like Mutual Funds etc.) <p>An investment to be classified as HTM / HFT / AFS at the time of its purchase and subsequent shifting amongst categories is done in conformity with regulatory guidelines.</p>
4.2	<p><u>Initial Recognition :</u></p> <ol style="list-style-type: none"> Government Securities: Investments in Govt. Securities are to be valued at cost, inclusive of premium related to acquisition less amortized amount. Premium/discount paid over the book value is to be amortized over the balance period from the date of acquisition to the date of maturity on day by day basis. Other approved Securities: at Cost Shares: at Cost Debentures and Bonds: Investments in Debenture and Bonds are to be valued at cost, inclusive of premium related to acquisition less amortized amount. Premium/discount paid over the book value is to be amortized over the balance period from the date of acquisition to the date of maturity on day by day basis. Others (Like Mutual Funds etc.): at Cost <p>Further, Brokerage / commission paid on acquisition on investment are to be charged to P&L on payment basis.</p>
4.3	<p><u>Recognition of Income :</u></p> <ol style="list-style-type: none"> Interest will be recognized on all investments on accrual basis. Income arising out of investment in Mutual Funds will be recognized on receipt basis. Dividend income arising out of investment in shares will be recognized on receipt basis. Profit or Loss on sale of investments to be recognized in the Profit and Loss Account. However, the profit on sale of investments in the 'Held to Maturity' category is to be appropriated (net of applicable taxes and amount required to be transferred to statutory reserve) to 'Capital Reserve Account'. Income (other than interest) on investments in "Held to Maturity" (HTM) category acquired at a discount to the face value, to be recognized as follows: <ol style="list-style-type: none"> On Interest bearing securities, it is to be recognized only at the time of sale/redemption. On zero-coupon securities, it is to be accounted for over the balance tenor of the security on a constant yield basis.
4.4	<p><u>Valuation of Investment and provision for depreciation of Investments :</u></p> <p>The valuation of each investment is depending upon its classification which has been decided by the bank at the time of its acquisition and as and when required by their rules and regulations. The bank on each balance sheet date will value its investment based on the classification of investment, the classification wise valuation policy is as under:</p> <ol style="list-style-type: none"> Held to Maturity Investment – at cost less unamortized discount and Premium. Held for Trading and Available for Sale - Securities under AFS & HFT shall be separately valued scrip-wise and depreciation/appreciation shall be aggregated for each balance sheet classification. The investment in a particular classification may be aggregated for the purpose of arriving at net depreciation/appreciation of investments under that category. Net depreciation, if any, shall be provided for. Net appreciation, if any, should be ignored. In any



	<p>one classification should not be reduced on account of net appreciation in any other classification.</p> <p>The provisions required to be created on account of depreciation in the AFS and HFT category in any year should be debited to the Profit and Loss Account and an equivalent amount (net of tax benefit, if any, and net of consequent reduction in the transfer to Statutory Reserve) or the balance available in the Investment Fluctuation Reserve (IFR) Account, whichever is less, shall be transferred from the IFR Account to the Profit and Loss Account. In case the event provisions created on account of depreciation in the AFS and HFT category are found to be in excess of the required amount in any year, the excess should be credited to the Profit and Loss Account.</p>
4.5	<p><u>Shifting among categories :</u></p> <p>Investments to be shifted to/from HTM will be only with the approval of the Board of Directors. Such shifting will normally be at the beginning of the accounting year. Value of sales and transfers of securities to/from HTM category shall not exceed as permitted by the regulator / Reserve Bank of India in its guidelines.</p>
5	<p><u>Loans/Advances : Classifications and Provisions thereon :</u></p>
5.1	<p>Loans and advances have to be classified as performing and non-performing, based on the guidelines / directives issued by the RBI.</p> <ul style="list-style-type: none"> • In respect of Agriculture Advances : <ol style="list-style-type: none"> i. For short duration crops, where the installment of principal or interest remains overdue for two crop seasons and ii. For long duration crops, where the principal or interest remains overdue for one crop season. • In respect of Non-Agriculture Advances : <ol style="list-style-type: none"> i. In respect of term loans, interest and / or installment of principal remains overdue for a period of more than 90 days. ii. In respect of overdraft or cash credit advances, the account remains “out of order”, that is if the outstanding balance exceeds the sanction limit or drawing power continuously for a period 90 days, or if there are no credit continuously for 90 days as on the date of Balance Sheet or if the credits are not adequate to cover the interest debited during the same period. • Advances will be net of specific loan loss provisions, unrealized interest, ECGC claims received. • For restructured / rescheduled assets, provisions will be made in accordance with the extent guidelines issued by the RBI. • In the case of Loan Accounts classified as NPAs, an account may be reclassified as performing assets if it confirms to the guidelines prescribed by the regulators. • Amount recovered against debts written off in earlier years are recognized as revenue in the year of recovery. • In addition to the specific provision on NPAs, general provisions will be also made for Standard Assets as per extent RBI guidelines. These provision to reflected in Schedule 5 of the Balance Sheet under the head “Other Liabilities and Provisions ” and are not considered for arriving at the net NPAs. • Interest realized on NPAs will be taken in to income account provided the credits in the account towards interest are not out of fresh / additional credit facilities sanctioned to the borrower concerned. • Appropriation of recoveries in NPAs i.e. towards principal or interest due as per Bank’s instructions will be done in accordance with the following priority : <ol style="list-style-type: none"> i. Charges ii. Unrealized Interest / Interest iii. Principal
5.2	<p>Provision on NPAs to be made as per the extent guidelines / directives prescribed by RBI</p>



	<p>I. All advances will be classified under four categories i.e., Standard Assets, Sub-Standard Assets, Doubtful Assets and Loss Assets.</p> <p>II. Provisions on Advances will be made as under :</p> <p>i. Standard Assets : General Provision for Standard Assets at the following rates :</p> <table border="1" data-bbox="464 248 1457 506"> <tr> <td>a. Direct Advances to Agriculture, Individual Housing & SMEs Sector at 0.25%</td><td>0.25%</td></tr> <tr> <td>b. Commercial Real Estate Sector</td><td>1.00%</td></tr> <tr> <td>c. Commercial Real Estate Sector (Residential Housing Sector)</td><td>0.75%</td></tr> <tr> <td>d. All other not included in (a), (b) and (c) above</td><td>0.40%</td></tr> </table> <p>ii. Sub-Standard Assets :</p> <p>a. A Loan asset that has remained non-performing for a period less than or equal to 12 month is a Sub-Standard Asset general provision of 15% on the total outstanding.</p> <p>b. Additional provision of 10% for exposures which are unsecured ab-initio (i.e. where realizable value of security is not more than 10% ab-initio).</p> <p>iii. Doubtful Assets : A Loan asset that has remained in the Sub-Standard category for 12 month will be doubtful assets :</p> <table border="1" data-bbox="459 853 1457 999"> <tr> <td rowspan="3">Secured Portion</td><td>Up to one year 25%</td></tr> <tr> <td>One to three years 40%</td></tr> <tr> <td>More than three years 100%</td></tr> <tr> <td>Unsecured Portion</td><td>100%</td></tr> </table> <p>iv. Loss Assets : A loan asset where Loss has been identified but the amount has not been written off will be Loss Assets. 100% provision on such outstanding advances.</p>	a. Direct Advances to Agriculture, Individual Housing & SMEs Sector at 0.25%	0.25%	b. Commercial Real Estate Sector	1.00%	c. Commercial Real Estate Sector (Residential Housing Sector)	0.75%	d. All other not included in (a), (b) and (c) above	0.40%	Secured Portion	Up to one year 25%	One to three years 40%	More than three years 100%	Unsecured Portion	100%
a. Direct Advances to Agriculture, Individual Housing & SMEs Sector at 0.25%	0.25%														
b. Commercial Real Estate Sector	1.00%														
c. Commercial Real Estate Sector (Residential Housing Sector)	0.75%														
d. All other not included in (a), (b) and (c) above	0.40%														
Secured Portion	Up to one year 25%														
	One to three years 40%														
	More than three years 100%														
Unsecured Portion	100%														
5.3	<p>Additional Provision: In case of necessity, the Bank may create additional provisions after obtaining Board of Director's approval.</p> <p>Floating Provision : To keep a better Provision Coverage Ratio (PCR), Bank may create floating provision separately for advances, investments and general purpose, as per RBI guidelines. Floating provisions to be created will be assessed at the end of each financial year. The Floating provisions should be utilized only for contingencies under extra ordinary circumstances specified in the policy with prior permission of Reserve Bank of India & Board of Directors of the Bank.</p>														
6	<p>Fixed Assets / Dead Stock, Depreciation and Amortisation</p>														
	<p>i. Fixed assets are to be carried at cost less accumulated depreciation/ amortization.</p> <p>ii. Cost should include cost of purchase and all expenditure such as site preparation, installation costs and professional fees etc. incurred on the asset before it is put to use. Subsequent expenditure incurred on assets put to use will be capitalised only when it increases the future benefits from such assets or their functioning capability.</p> <p>iii. As per new guidelines, depreciation on fixed assets will be charged at SLM method. Under the new method, depreciation has been charged on the basis of number of days put to use on a proportionate basis. In the final year of depreciation, a book value of Rs. 1.00 (Rs. One only) will be left in the books so to say that the book value of any assets will not be zero at any point of time till it is discarded by the Bank. Where there is a revision of the estimated useful life of an asset, the amortized depreciable amount should be charged over the revised remaining useful life". Accordingly, the existing Book Value of aforesaid assets as on each Balance Sheet Date will be depreciated over remaining useful life of these assets on Straight Line Method (SLM). For the aforesaid assets purchased during the year, depreciation will be charged on the basis of revised useful life on SLM. Thus the effect of the change in useful</p>														



- life will be prospective only i.e. from current financial year.
- iv. Depreciation / amortization will provided on straight line method as per the rates stated below :

Fixed Asset	Depreciation/Amortization Rates
Building	1.67%
Furniture & Fixtures other than Electrical Fittings and Fixtures	10%
Air Conditioners and CC TV	12.5%
Electrical Fittings With 3 years of life	33.33%
Electrical Fittings With 5 years of life	20%
Safe Deposit Lockers, Fire proof data safe	5%
Computer Systems	33.33%
ATMs	20%
Servers	25%
Computer software which is not form an integral part of computer hardware and cost of software development	100%
Motor Vehicles	20%

- v. In respect of assets acquired during the year (for domestic operations), depreciation is charged on proportionate for the number of days the assets have been put to use during the year.
- vi. Assets costing upto 1,000/- each will be charged to profit & loss A/c.
- vii. In respect of leasehold premises, the lease premium, if any, is to be amortised over the period of lease and the lease rent is charged in the respective year(s).
- viii. Whenever any asset will be sold/discarded/ written off looking to its use, the charges account will be credited/ debited as the case may be.
- ix. The rate of depreciation will be similar to the rate & method of Sponsor Bank.

7 Impairment of Assets :

Fixed assets will be reviewed for impairment whenever events or changes in circumstances warrant that the carrying amount of an asset may not be recoverable. Recoverability of assets to be held and used is measured by a comparison of the carrying amount of an asset to future Net Discounted Cash Flows expected to be generated the asset. If such assets are impaired, the impairment to be recognized is measured by the amount which the carrying amount of the asset exceeds the fair value of the assets.

8 Employees' Benefits :


8.1 Short Term Employee Benefits: The Bank recognizes the undiscounted amount of short term employee benefits expected to be paid in exchange for services rendered as liability (accrued expense) after deducting any amount already paid.

8.2 Long Term Employee Benefits:

- Provident Fund and Pension Fund Scheme:** The contribution paid/payable under the scheme of Central Provident Fund department are to be charged to profit and loss account on accrual basis.
- Group Gratuity Scheme:** Banks liabilities under the Group Gratuity scheme of Life Insurance Corporation of India for Gratuity are determined as per Actuarial Valuation done by the LIC at the Balance Sheet date. The amount paid to LIC during the year and any shortfall in the actual contribution vis-à-vis stipulated contribution is recognized in the Profit and Loss account in the current financial year.
- Leave Encashment Scheme:** Banks liability for leave encashment are determined as per Actuarial Valuation done under the Scheme of "Leave Encashment Fund Management and Insurance" of SBI life & LIC of India and the same is accounted for on accrual basis.

8.4 Provision for bonus to staff will be made as per Payment of Bonus Act.

8.5 Any payment arising out of due to wage revision may be provided for on prorata basis/actual



	payment basis as the need may be.
8.6	All other staff benefits are to be accounted for on payment basis.
9	Income Tax
	<p>i. Income Tax expense will be the aggregate amount of current tax and deferred tax expense incurred by the Bank. Current taxes expense and deferred tax will be determined in accordance with the provisions of the Income Tax Act, 1961 and as per the Accounting Standard 22 – Accounting for Taxes on Income respectively and tax laws prevailing in India. Deferred tax adjustment comprise of changes in the deferred tax assets or liabilities during the period.</p> <p>ii. At each balance sheet date, the Bank will re-assess the unrecognized deferred tax assets and will review the carrying amounts of deferred tax assets for the purposes of recognizing the same as per recognition principles.</p> <p>iii. Income Tax refund of previous years, received during the current financial year, will be accounted for under Advance Tax & TDS. Interest on Income Tax refund will be credited in the Profit & Loss Account. Similarly, any deficit of refund claim will be charged to the Profit & Loss Account, under the head “Earlier Year Tax”.</p>
10	<p>• Provisions, Contingent Liabilities and Contingent Assets: In conformity with AS-29 “Provisions, Contingent Liabilities and Contingent Assets” as issued by the Institute of Chartered Accountants of India will be recognized when the Bank will be required to settle the obligation and when a reliable assumption/ estimate etc. can be made or an order is issued by any Competent Authority.</p> <p>No provision will be recognized for :</p> <p>i. any possible obligation that arises from past events and the existence of which will be confirmed only by the occurrence or non-occurrence of one or more uncertain future events not wholly within the control of the Bank; or</p> <p>ii. any present obligation that arises from past events but is not recognized because:</p> <p>a) it is not probable that an outflow of resources embodying economic benefits/losses will be required to settle the obligation; or</p> <p>b) A reliable estimate of the amount of obligation cannot be made.</p> <p>Such obligations will be recorded as Contingent Liabilities. These will be assessed at regular intervals and only that part of the obligation for which an outflow of resources embodying economic benefits/losses is probable, is to be provided for, except in the extremely rare circumstances where no reliable estimate can be made.</p> <p>• Bank Guarantee/ Letter of Credits issued by Bank are to be shown as Off -Balance Sheet items as contingent liabilities. Contingent Assets will not be recognized in the financial statements.</p>
11	Offsetting of Assets and Liabilities: In the balance sheet of the Bank, assets and liabilities will set off against each other only when a legal right of offset exists. Payables to one party are therefore not set off against receivables from the same-party unless the Bank has a legal right to offset the two.
12	Prior Period Items and Extra-Ordinary Items: The charges/expenses/cost of earlier years will be accounted under “Prior Period”, Income/Expenditure.
13	Consumption of stationery, during the year charged in Profit & Loss account and inventory of unused stationery will be valued at Cost.
14	Depositor Education & Awareness Fund: Amount of unclaimed deposits accounts are to be transferred to RBI by debiting of such accounts on monthly basis. On receipt of demand from depositors the same will be paid by debiting “Suspense Account”. The amount will be called back from RBI and suspense account zeroised after receiving it from RBI.
15	Compliance of “Foreign Account Tax Compliance Act (FATCA)” will be done as per guidelines of RBI/NABARD.
16	Special Reserves: Revenue and other Reserve will include Special Reserve created under Section 36 (i) (viii) of the Income Tax Act, 1961. The Board of Directors of the Bank may pass resolution



	approving creation of such reserves including Technology Upgradation Reserve Fund etc.
17	Bank may create fund for Financial Inclusion and Technology Upgradation Fund (FITF) with the approval of Board of Directors.
18	<u>Net Profit / Loss :</u> The net profit/loss will be arrived at after accounting of : Provisions on advances Provisions/write back of depreciation on Investment. Other usual and / or necessary provisions / write offs. Provision for Income Tax. Other Special Reserve Funds as per RBI/NABARD guidelines if created.
19	Accounting Policies will be subject to change from time to time keeping in view the prevalent law of the Land and / or if a need is felt by the Bank. As far as possible, consistency in policies is to be maintained.



SCHEDULE - 18 - NOTES ON ACCOUNT

1. The Government of India, Ministry of Finance in exercise of power conferred by sub section (1) of section 23A of the Regional Rural Banks Act, 1976 (21 of 1976) (herein after referred to as "the Act") has vide notification no. F.No. 7/9/2011-RRB dated 02.09.2013 provides for the amalgamation of Chhattisgarh Gramin Bank, Surguja Kshetriya Gramin Bank and Durg Rajnandgaon Gramin Bank sponsored by the State Bank of India, Central Bank of India and Dena Bank respectively in the State of Chhattisgarh into a single Regional Rural Bank namely "Chhattisgarh Rajya Gramin Bank" with its Head Office at Raipur under the sponsorship of State Bank of India.

2. RRB (Amendment) Act 2015, passed by the Parliament and notified in GOI Gazette dated 12.05.2015 and further all the provisions of the said Act have been operationalized vide Gazette notification dated 04.02.2016. The Authorized Share Capital has been raised from Rs. 5 crore to Rs. 2000 crore. In view of the amendment, Chhattisgarh Rajya Gramin Bank has passed necessary accounting entries on 31.03.2016 to convert Share Capital Deposit into Share Capital. The Share Capital Deposit of the Bank was Rs. 21589.11 lac which has been converted into Share Capital. The position of Paid-up Share Capital is as under :

(Rs. In Lacs)			
S.N.	Share Holders	Amount	Percentage of Share Holding
1	Govt. of India	10794.56	50%
2	State Bank of India	7556.19	35%
3	State Govt.	3238.36	15%
	TOTAL	21589.11	100%

3. Capital Adequacy Ratio:

S.N.	Particulars	Current Year	Previous Year
i	CRAR (%)	18.48%	19.27%
ii	CRAR Tier I Capital %	17.75%	18.26%
iii	CRAR Tier II Capital %	0.73%	1.01%

Inputs for calculation of various parameters

(Rs. in Lacs)		
<u>Capital Funds</u>	Current Year	Previous Year
Tier I Capital		
a) Paid up Share Capital & Share Capital Deposit	21589.11	21589.11
b) Statutory Reserves	14588.73	11243.88
c) Capital Reserves & Other Reserve	835.06	835.06
d) Other Disclosed (Surplus in Profit & Loss A/c)	77889.97	64510.58
e) Less : Intangible Assets (Deferred Tax)	(134.32)	(120.18)
Total Tier I Capital	114768.55	98058.45
Tier II Capital		
a) Undisclosed Reserves	0.00	0.00



b) Revaluation Reserves	0.00	0.00
c) Capital Reserves	0.00	0.00
d) General Provisions (Including IFR)	4687.33	5433.22
e) Loss Reserves	0.00	0.00
Total Tier II Capital	4687.33	5433.22
Total Capital (I + II)	119455.88	103491.67

Risk Weighted Assets		
(a) Adjusted value of funded risk assets i.e. on Balance Sheet items (to tally with Part 'B')	644997.51	536294.95
(b) Adjusted value of non-funded and off-Balance Sheet items (to tally with Part 'C')	1524.86	777.60
Total risk-weighted assets (a + b)	646522.37	537072.55
(Norms as applicable to Commercial Banks)		
CRAR Percentage	18.48%	19.27%

8. Asset Liability management
Maturity Pattern:

(Rs. in Crore)

Maturity Pattern	Deposits	Advances	Investments & TDRs	Borrowings	Foreign Currency Assets	Foreign Currency Liabilities
1-7 days	10143.76	2289.65	3024.85	0.00	Nil	Nil
8-14 days	29.72	4.78	0.00	0.00	Nil	Nil
15-28 days	53.39	10.67	1000.00	0.00	Nil	Nil
Over 28 days upto 3 months	322.35	15.99	553.36	5.23	Nil	Nil
Over 3 months upto 6 months	474.40	9.02	129640.00	238.73	Nil	Nil
Over 6 months upto 1 years	929.89	28.02	228234.26	199.75	Nil	Nil
Over 1 years upto 3 years	1993.47	263.95	8322.08	161.89	Nil	Nil
Over 3 years upto 5 years	286.77	1197.01	139784.45	76.84	Nil	Nil
Over 5 years	101.36	2597.19	471260.97	6.44		
TOTAL	14335.11	6416.28	981819.98	688.88	Nil	Nil



3. Investments

a. Composition of Investment Portfolio

As on 31.03.2023 (Current Year)

(In Lakhs)

Composition of Investment	Govt. Securities	Other Approved Securities	Debentures and Bonds	Others	Total Investment
Held to Maturity					
Gross	300782.03	0.00	0.00	0.00	300782.03
Less: Provision for Non- Performing Investment (NPI)	0.00	0.00	0.00	0.00	0.00
Net	300782.03	0.00	0.00	0.00	300782.03
Available for Sale					
Gross	298965.76	0.00	19594.71	4124.85	322685.32
Less: Provision for Depreciation and NPI	0.00	0.00	0.00	0.00	0.00
Net	298965.76	0.00	19594.71	4124.85	322685.32
Held for Trading					
Gross	0.00	0.00	0.00	0.00	0.00
Less: Provision for Depreciation and NPI	0.00	0.00	0.00	0.00	0.00
Net	0.00	0.00	0.00	0.00	0.00
Total Investments					
Gross	599747.80	0.00	19594.71	4124.85	623467.35
Less: Provision for NPI	0.00	0.00	0.00	0.00	0.00
Provision for Depreciation	0.00	0.00	0.00	0.00	0.00
Net	599747.80	0.00	19594.71	4124.85	623467.35

As on 31.03.2022 (Current Year)

Composition of Investment	Govt. Securities	Other Approved Securities	Debentures and Bonds	Others	Total Investment
Held to Maturity					
Gross	283646.71	0.00	0.00	0.00	283646.71
Less: Provision for Non- Performing Investment (NPI)	0.00	0.00	0.00	0.00	0.00
Net	283646.71	0.00	0.00	0.00	283646.71
Available for Sale					
Gross	330778.52	0.00	100.00	5025.00	335903.52
Less: Provision for Depreciation and NPI	0.00	0.00	0.00	0.00	0.00
Net	330778.52	0.00	100.00	5025.00	335903.52
Held for Trading					
Gross	0.00	0.00	0.00	0.00	0.00
Less: Provision for Depreciation and NPI	0.00	0.00	0.00	0.00	0.00
Net	0.00	0.00	0.00	0.00	0.00
Total Investments					
Gross	614425.23	0.00	100.00	5025.00	619550.22
Less: Provision for NPI	0.00	0.00	0.00	0.00	0.00
Provision for	0.00	0.00	0.00	0.00	0.00



Depreciation					
Net	614425.23	0.00	100.00	5025.00	619550.22

b. Movement of Provisions for Depreciation and Investment Fluctuation Reserve

Particulars	Current Year	Previous Year
i) Movement of provisions held towards depreciation on investments		
a) Opening balance	0.00	0.00
b) Add: Provisions made during the year		
c) Less: Write off / write back of excess provisions during the year		
d) Closing balance		
ii) Movement of Investment Fluctuation Reserve	0.00	0.00
a) Opening balance		
b) Add: Amount transferred during the year		
c) Less: Drawdown		
d) Closing balance		
iii) Closing balance in IFR as a percentage of closing balance of investments ¹³ in AFS and HFT/Current category	0.00	0.00

c. Sale and transfers to/from HTM category/ Permanent category :

The value of sales and transfer of securities to/from HTM category has not exceeded 5% of the book value of investment held in HTM category at the beginning of the year.

d. Non-SLR Investment Portfolio :

(i) Non-performing Non - SLR Investments


(Rs. in Lacs)

Sr. No.	Particulars	Current Year	Previous Year
I	Opening Balance	0.00	0.00
ii	Addition during the year since 1 st April	0.00	0.00
iii	Reduction during the above period	0.00	0.00
iv	Closing Balance	0.00	0.00
v	Total provision held	0.00	0.00

(ii) Issuer composition of Non-SLR Investments

(Rs. in Lacs)

No.	Issuer	Amount	Extent of Private Placement	Extent of below Investment grade Securities	Extent of unrated Securities	Extent of unlisted Securities
1	2	3	4	5	6	7
i	PSUs	9520.21	0.00	0.00	0.00	0.00



ii	FIs	10074.50	0.00	0.00	0.00	0.00
iii	Banks	0.00	0.00	0.00	0.00	0.00
iv	Private Corporate	0.00	0.00	0.00	0.00	0.00
v	Others	4124.85	0.00	0.00	0.00	0.00
vi	Provisions held towards depreciation	0.00	0.00	0.00	0.00	0.00
	Total	23719.56	0.00	0.00	0.00	0.00

e. The details of securities sold and purchased under repos and reverse repos during the year are given below:

Current Year				
	Minimum outstanding during the year	Maximum outstanding during the year	Daily average outstanding during the year	Outstanding as on 31 st March 2023
Securities sold under Repo				
i. Government Securities	0.00	0.00	0.00	0.00
ii. Corporate Debt Securities				
iii. Any other Securities				
Securities purchased under Reverse Repo				
i. Government Securities	0.00	0.00	0.00	0.00
ii. Corporate Debt Securities				
iii. Any other Securities				

Previous Year				
	Minimum outstanding during the year	Maximum outstanding during the year	Daily average outstanding during the year	Outstanding as on 31 st March 2022
Securities sold under Repo				
i. Government Securities	0.00	0.00	0.00	0.00
ii. Corporate Debt Securities				
iii. Any other Securities				
Securities purchased under Reverse Repo				
i. Government Securities	0.00	0.00	0.00	0.00
ii. Corporate Debt Securities				
iii. Any other Securities				


- f. Bank has invested its SLR fund in Govt. Securities. Premium/Discount paid over and above the face value has been amortized over the remaining period of security from the date of purchase to the date of maturity as per RBI guidelines. Accordingly, a sum of Rs. 3.50 crore (Last FY 3.75 crore) has been amortized during the period beginning from 01/04/2022 to 31/03/2023 and the amortized amount has been adjusted in 'Schedule 13 – Interest Earned: Item II – Income on Investments', as a deduction.



4. Asset Quality:

a. Classification of Advances and provisions held: (in Thousand)

	Standard	Non-Performing				Total
	Total Standard Advances	Sub-Standard	Doubtful	Loss	Total Non-Performing Advances	
Gross Standard Advances and NPAs						
Opening Balance	5,07,74,494	7,14,643	594123	27,868	1336634	5,21,11,128
Add: Additions during the year					10,33,013	10,33,013
Less: Reductions during the year*					913168	913168
Closing Balance	6,27,06,290	10,33,013	420057	3409	1456479	6,41,62,769
* Reduction in Gross NPA due to:						
i) Upgradation					154059	154059
ii) Recoveries					518700	518700
iii) Technical/ Prudential Write-offs					0	0
iv) Write-offs other than those under (iii) above					240409	240409
Provisions (excluding Floating Provisions)						
Opening balance of provisions held	3,94,980.49	566301	594123	27,868	1188292	27,71,564.49
Add: Fresh provisions made during the year					360254	360254
Less: Excess provision reversed/ Write-off loans					240409	240409
Closing balance of provisions held	3,20,391.19	8,84,671	1308137	3,409	1308137	38,24,745.19
Net NPAs						
Opening Balance		0	0	0	0	
Add: Fresh additions during the year					0	
Less: Reductions during the year					0	



Closing Balance		0	0	0	0	
-----------------	--	---	---	---	---	--

Floating Provisions

(Rs. in Lacs)

S No	Particular	Current Year	Previous Year
A	Opening Balance	1483.42	1483.42
B	Floating Provision made in the accounting year (As approved by the Board)	0.00	0.00
C	Draw down made in the accounting year	0.00	0.00
D	Closing Balance	1483.42	1483.42

Technical write-offs and the recoveries made thereon:

	Current Year	Previous Year
Opening balance of Technical/ Prudential written-off accounts	17519.23	17212.63
Add: Technical/ Prudential write-offs during the year	2596.97	1918.25
Less: Recoveries made from previously technical/ prudential written-off accounts during the year	1964.42	1299.71
Closing balance	16419.80	17519.23
AUCA Reversal	1731.98	312.41


Asset Quality Ratios:

	Current Year	Previous Year
Gross NPA to Gross Advances	2.27%	2.56%
Net NPA to Net Advances	0%	0%
Provision Coverage Ratio	100%	100%

b. Sector-wise Advances and Gross NPAs :

(Rs. In crore)

S.N.	Sector	Current Year			Previous Year		
		Outstanding Total Advances	Gross NPAs	Percentage of Gross NPAs to Total Advances in that sector	Outstanding Total Advances	Gross NPAs	Percentage of Gross NPAs to Total Advances in that sector
A	Priority Sector						
1	Agriculture and Allied activities	1945.67	39.90	2.05%	1221.82	36.12	2.56
2	Advances to Industries sector eligible as priority sector lending	231.44	15.67	6.77%	167.39	7.98	4.77
3	Services	705.83	37.35	5.29%	651.66	44.71	6.86



4	Personal Loans	990.17	14.27	1.44%	836.20	17.97	2.15
	Sub-total (A)	3873.11	107.19	2.77%	2877.07	106.78	3.77
B	Non-Priority Sector						
1	Agriculture and Allied activities	0	0	0	0	0	0.00
2	Industries	0	0	0	0	0	0.00
3	Services	0	0	0	3.10	0.00	0.00
4	Personal Loans	2543.17	38.46	1.51%	2330.94	26.88	1.15
	Sub-total (B)	2543.17	38.46	1.51%	2334.04	26.88	1.15
	Total (A+B)	6416.28	145.65	2.27%	5211.11	133.66	2.56

c. Details of accounts subjected to restructuring

		Agriculture and allied activities		Corporates (excluding MSME)		MSME		Retail (excluding agriculture and MSME)		Total	
		Current Year	Previous Year	Current Year	Previous Year	Current Year	Previous Year	Current Year	Previous Year	Current Year	Previous Year
Standard	Number of borrowers	-	-	-	-	-	1944	-	1023	-	2967
	Gross Amount (₹ Lakh)	-	-	-	-	-	2448.4	-	7318.6	-	9767
	Provision held (₹ Lakh)	-	-	-	-	-	244.84	-	731.86	-	976.7
Sub-Standard	Number of borrowers	-	-	-	-	-	1292	-	425	-	1717
	Gross Amount (₹ Lakh)	-	-	-	-	-	1420.75	-	2605.5	-	4026.25
	Provision held (₹ Lakh)	-	-	-	-	-	226.58	-	483.17	-	709.75
Doubtful	Number of borrowers	-	-	-	-	-	-	-	-	-	-
	Gross Amount (₹ Lakh)	-	-	-	-	-	-	-	-	-	-
	Provision held (₹ Lakh)	-	-	-	-	-	-	-	-	-	-
Total	Number of borrowers	-	-	-	-	-	3236	-	1448	-	4684
	Gross Amount (₹ Lakh)	-	-	-	-	-	3869.15	-	9924.1	-	13793.25
	Provision held (₹ Lakh)	-	-	-	-	-	471.42	-	1215.03	-	1686.45



d. Disclosure of Transfer of Loan exposures

(Rs. In lakh)

Details of stressed loans transferred during the year			
	To ARCs	To Permitted transferees	To Other Transferees
No of accounts	Nil	Nil	Nil
Aggregate principal outstanding of loans transferred	Nil	Nil	Nil
Weighted average residual tenor of the loans transferred	Nil	Nil	Nil
Net book value of loans transferred (at the time of transfer)	Nil	Nil	Nil
Aggregate consideration	Nil	Nil	Nil
Additional consideration realized in respect of accounts transferred in earlier years	Nil	Nil	Nil
Details of loans acquired during the year			
	From SCBs, RRBs, UCBs, StCBs, DCCBs, AIFIs, SFBs and NBFCs including Housing Finance Companies (HFCs)		From ARCs
Aggregate principal outstanding of loans acquired	Nil		Nil
Aggregate consideration paid	Nil		Nil
Weighted average residual tenor of loans acquired	Nil		Nil

The Bank has not transferred any Special Mention Account and loan not in default.
The Bank has not acquired any stressed loan.

e. Fraud Reported and provision made during the year:

(₹ in Lakh)


Particulars	Current Year	Previous Year
Number of frauds reported	04	10
Amount involved in fraud	403.74	390.57
Amount of provision made for such frauds	370.44	313.43
Amount of unamortized provision debited from 'other reserves' as at the end of the year	0	0

f. MSME Restructuring

As per RBI circular no. DBR.No.BP. BC.18/21.04.048/2018-19 dated 01.01.2019 read with circular no. DOR.STR.REC.12/21.04.048/2021-22 dated 05.05.2021, the details of restructured MSME accounts are as under:-

(₹ in Lakh)

Particulars	Current Year	Previous Year
No. of accounts restructured	0	3236
Aggregate Outstanding	0	3869.15



g. Disclosures as per RBI circular no. DOR.STR.REC.11/21.04.048/2021-22 dated 05.05.2021 are as under:-

(₹ in Lakh)

Personal Loans

Sr. No	Description	
A	Number of accounts where resolution plan has been implemented under this window	1448
B	Exposure to accounts mentioned at (A) before implementation of the plan	9924.08
C	of (B), aggregate amount of debt that was converted into other securities	0
D	Additional funding sanctioned, if any, including between invocation of the plan and implementation	0
E	Increase in provisions on account of the implementation of the resolution plan	731.86

5. Exposures –

a. Exposure to Real Estate Sector


(Rs. in Lacs)

Sr. No.	Particulars	Current Year	Previous Year
a	Direct exposure		
(i)	Residential Mortgages Lending is fully secured by mortgages on residential property that is or will be occupied by the borrower or that is rented. Individual housing loan eligible for inclusion in priority sector advances shall be shown separately.	142848.68	110959.00
		94103.65	78298.07
(ii)	Commercial Real Estate Lending secured by mortgages on Commercial Real Estate (office building, retail space, multi-purpose commercial premises, industrial or warehouse space, hotels, land acquisition, development and construction, etc.) Exposure would also include non-fund based (NFB) limits;	0.0	638.00
(iii)	Investments in mortgage backed securities (MBS) and other securities exposures	0	0.00
	(a) Residential		
	(b) Commercial Real Estate	0	0.00
B	Indirect Exposure	0	0.00
	Fund-based and non-fund based exposures		

b. Unsecured Advances

(₹ in Lakh)

	Current Year	Previous Year
Total unsecured advances of the bank	261739.78	199054.20
Out of the above, amount of advances for which intangible securities such as charge over the rights, licenses, authority, etc. have been taken	-	-
Estimated value of such intangible securities	-	-



6. Concentration of Deposits, Advances, Exposures and NPAs.

a. Concentration of Deposits		(Rs. in Crore)
	Current year	Previous year
Total Deposits of Twenty largest depositors	167.58	517.58
Percentage of deposits of twenty largest depositors to total deposits of the bank	1.17%	3.80%

b. Concentration of Advances		(Rs. in Crore)
	Current year	Previous year
Total Advances to twenty largest borrowers	50.58	30.25
Percentage of advances to twenty largest borrowers to total advances of the bank	0.79%	0.58%

c. Concentration of Exposures		(Rs. in Crore)
	Current year	Previous year
Total exposures to twenty largest borrowers/ customers	50.68	31.09
Percentage of exposures to twenty largest borrowers/customers to total exposures of the bank on borrowers/customers	0.78%	0.60%

d. Concentration of NPAs		(Rs.in Crore)
	Current year	Previous year
Total exposures to Twenty NPA accounts	5.92	5.28
Percentage of exposures to twenty largest NPA exposures to total Gross NPAs.	4.06	3.41

7. Transfer to Depositors Education and Awareness Fund :

As per RBI circular RBI/2013-14/614, DBOD.No.DEAF Cell.BC.114/30.01.002/2013-14 dated 27/05/2014 (Depositor Education and Awareness Fund Scheme 2014 under Section 26A of Banking Regulation Act, 1949), the Bank has remitted Rs. 32.02 lacs to RBI. The details are given below:

(Rs.In Lacs)		
Particulars	Current year	Previous year
Opening Balance of amounts transferred to DEAF	532.39	500.39
Add : Amounts transferred to DEAF during the year	109.31	32.02
Less: Amounts reimbursed by DEAF towards claims.	0.06	0.02
Closing balance of amounts transferred to DEAF	641.64	532.39

8. Disclosure of complaints

- a. Summary information on complaints received by the bank from customers and from the Offices of Ombudsman

Sr. No.	Particulars	Current Year	Previous Year
Complaints received by the bank from its customers			
1	Number of complaints pending at beginning of the year	001	001
2	Number of complaints received during the year	181	165




3	Number of complaints disposed during the year	180	165
	3.1 Of which, number of complaints rejected by the bank	-	-
4	Number of complaints pending at the end of the year	002	001
Maintainable complaints received by the bank from Office of Ombudsman			
5	Number of maintainable complaints received by the bank from Office of Ombudsman	056	047
	Of 5, number of complaints resolved in favour of the bank by Office of Ombudsman	056	047
	Of 5, number of complaints resolved through conciliation/mediation/advisories issued by Office of Ombudsman	01	-
	Of 5, number of complaints resolved after passing of Awards by Office of Ombudsman against the bank	-	-
6	Number of Awards unimplemented within the stipulated time (other than those appealed)	-	-

Note: Maintainable complaints refer to complaints on the grounds specifically mentioned in Integrated Ombudsman Scheme, 2021 (Previously Banking Ombudsman Scheme, 2006) and covered within the ambit of the Scheme.

b. Top five ground of complaints received by the bank from customers

Ground of complaints	Number of complaints pending at the beginning of the year	Number of complaints received during the year	% increase/decrease in the number of complaints received over the previous year	Number of complaints pending at the end of the year	of 5, number of complaints pending beyond 30 days
1	2	3	4	5	6
Current Year 2022-23					
ATM/DEBIT CARD	-	10	- 41	-	-
IN./MOB/E BANK	-	21	+123	01	-
AC OPNING/ DIFFICULTY IN OPRERATION	-	19	0	-	-
Mis-sellings	-	01	0	-	-
Pension and facilities for SC	-	-	-100	-	-
LOAN /ADVANCES	-	60	+230	01	-
EXCESSIVE CHARGES	-	06	-40	-	-
CHEQUES/DD/BILLS	-	04	0	-	-
NON- OBSERVANCE OF FAIR PRACTICES CODE	-	09	0	-	-
EXCHANGES OF NOTES	-	00	-100	-	-
STAFF BEHAIOUR	01	13	-18.75	-	-
OTHER(CSL)	-	38	-05	-	-
Total	01	181	-	02	-
Previous Year 2021-22					
ATM/DEBIT CARD	-	17	-57.5	-	-
IN./MOB/E BANK	-	19	-24	-	-
AC OPNING/ DIFFICULTY IN OPRERATION	-	19	+5.55	-	-
Mis-sellings	-	01	+100	-	-
Pension and facilities for SC	-	03	+100	-	-
LOAN /ADVANCES	01	26	+116	-	-
EXCESSIVE CHARGES	-	10	100	-	-
CHEQUES/DD/BILLS	-	04	+100	-	-
NON- OBSERVANCE OF FAIR PRACTICES CODE	-	09	+100	-	-
EXCHANGES OF NOTES	-	01	+100	-	-
STAFF BEHAIOUR	-	16	-60	01	-



OTHER(CSL)	-	40	-60	-	-
Total	01	165	-	01	0

9. Disclosure of Penalties imposed by Reserve Bank of India :

(Rs.in Lacs)

Sr. No.	Particulars	Current Year	Previous Year
	Penalties Imposed by RBI under Section 46(4) of Banking Regulation Act 1949	Nil	Nil

The Bank has maintained CRR and SLR as per RBI Act 1934 and Banking Regulation Act 1949 and not defaulted during the financial year under report.

10. Other disclosures :

a. Business Ratios:

Sr. No.	Particulars	Current Year	Previous Year
i	Interest Income as a percentage to Working Fund	7.12%	6.84%
ii	Non-Interest Income as a percentage to Working Fund	0.65%	0.78%
iii	Operating Profit as a percentage to Working Fund (Before Provisions)	2.41%	2.88%
iv	Return on Assets (RoA)	1.01%	0.18%
v	Return on Equity (RoE)	15.70%	2.80%
vi	Net Interest Margin (NIM)	4.64%	4.10%
vii	Cost of Deposits	3.63%	3.62%
viii	Business (Deposits plus Advances) per employee	936.01	862.30
ix	Profit per employee (Operating Profit)	17.99	15.80

b. Bancassurance Business:

Fees/brokerage earned in respect of the insurance broking, agency and bancassurance business

(₹ in Lakh)

Current year	Previous year
1781.00	1354.00

c. Marketing and distribution:

The details of fees/remuneration received in respect of the marketing and distribution function (excluding bancassurance business) are as follows:

(₹ in Lakh)

Current year	Previous year
0.00	0.00



d. **Disclosure regarding Priority Sector Lending Certificate (PSLC):**

Bank has transacted the following in PSLCs for the year ending 31.03.2023. The PSL level is 82.90% at the end of 31.03.2023.

Rs. in (Lacs)

PURCHASE OF PSLC		
Segment	Amount	Premium Paid
PSLC – Agriculture	0	0
PSLC – General	155000	389.50
PSLC - SF/MF	0	0
Grand Total	155000	389.50
SALE OF PSLC		
Segment	Amount	Premium Received
PSLC Agriculture	27500	266.75
PSLC SF/MF	34000	762.50
Grand Total	61500	1029.25

e. **Provisions and Contingencies**

Breakup of 'Provisions and Contingencies' shown under head Expenditure in Profit and Loss account as follows


(₹ in Lakh)

Provisions debited to Profit & Loss Account	Current Year	Previous year
Provision for Non-Performing Assets	3602.54	5269.15
Provision on Standard Assets	152.02	231.38
Provision on Restructured Assets	0.00	1083.00
Provision for Depreciation on Investments	0.00	0.00
Provision for Pension liability	13784.00	22000.00
Provision for Income tax (Net of DTL/DTA)	5417.92	247.55
Provision for Fraud	301.83	90.59
Provision for Salary Arrears	793.34	2816.00
Total	24051.65	31737.67

f. **Payment of DICGC Insurance Premium:**

Particulars	Current Year	Previous year
Payment of DICGC Insurance Premium	186298655.00	176161458.00
Arrears in payment of DICGC premium	0.00	0.00

11. Deferred Tax : In compliance with the Accounting Standards relating to "Accounting for Taxes on Income" (AS-22) issued by The Institute of Chartered Accountants of India, the Bank has credited Rs. 1414004.00 (Rs. 1970200.00 Last Financial year) in the Profit & Loss Account for the period 01.04.2022 to 31.03.2023 towards deferred tax assets and timing differences. Total Deferred Tax Assets as on 31st March 2023 is Rs. 13432107.00 (Refer Schedule 11).



12. Related Party Disclosure pursuant to AS-18:

i. Particulars of related party accounts transactions: (Rs. In Lacs)

Particulars	For the year ended 31 st March 2023	For the year ended 31 st March 2022
Refinance received from State Bank of India	NIL	NIL
Over draft received from State Bank of India	24837.42	19669.00
Interest paid to SBI	798.62	315.63
Investment made with :		
SBI – in the form of TDRs	61352.62	59788.21
SBI Mutual Fund	4124.85	3625.00
Interest from SBI	2389.96	4718.24
Contribution to Group Leave Encashment Policy with SBI	500.00	535.00
Current Account Balance with SBI	2353.87	1410.38

ii. Particulars of Managerial Remuneration: (in Rupees)

Name of the Official	Designation	For year ended 31.03.2023	For year ended 31.03.2022
Shri I K Gohil	Chairman	27,48,042.69	24,72,044.88
Shri Gurdeep Singh	Ex- CVO	0.00	11,39,674.68
Smt. K. Padmini	Ex- General Manager	0.00	3,43,748.08
Shri Ajay Kumar Nirala	General Manager (Op-II)	24,11,260.92	20,95,458.45
Shri Atulya Behera	General Manager (Op-I)	22,35,130.36	21,14,330.00
Shri Vijay Kumar Agrawal	General Manager (Admin)	22,04,111.94	13,69,168.28
Shri Arvind Mittal	General Manager (Vigilance)	21,66,991.70	10,90,541.61


13. Amount of Rs. 8.50 lacs relates to Chandkhuri Branch, where embezzlement is allegedly committed during the year 1995-96 and 1996-97 by opening of an account purported to be forged in the name of Antyawasayi Sahkari Vikas Maryadit Durg (Society). Collector Durg who is the Chairman of said society, has raised a claim of Rs 8.50 lacs on the Bank. The same has not been acknowledged as debt by the Bank and has therefore been shown as contingent liability.

14. Gratuity & Consumer Forum Cases : The majority of cases has been decided in favour of Bank and only few are still pending in court which will also be decided in favour of Bank in the light of previous decisions. We have deposited Rs. 3,11,99,264.49 under protest with the Forum / Court till date against the provision applicable for appeal. Now, Bank has applied for the refund of deposited amount under protest after receiving the judgment in its favour. The withdrawal proceeding is still pending at the Authority / Founm's end.

15. The Provision for payment of bonus to employees for the period 01.04.2022 to 31.03.2023 is Nil as per the Payment of Bonus Act, 1965.

16. Pension Scheme: Important modalities of the Scheme for payment of Pension are as follows:

a.) An Employee who was in the service of the bank on or before 31.03.2010, has to compulsorily submit option (last date 26.04.2019) and also to refund the Bank's Contribution within 60 days (of exercising option) i.e. by 23.06.2019. The Family Pension is applicable in case of deceased employees under this category.



b.) Accordingly, for the provision purposes in respect of retired/ deceased/ serving employees, We have considered all the eligible present and past employees who have completed the conditions of the option as on 31.03.2023 for calculation of liability. The following assumptions/information have been taken in consideration for arriving at the liability:

Summary of membership data

	As at	31/03/2023
a)	Number of employees	377
b)	Total Monthly Salary (Lakhs)	327.13
c)	Average Past Service (Years)	30.34
d)	Average Age (Years)	55.21
e)	Average remaining working life (Years)	4.79
f)	No of Retired Employee	1056
g)	No of Family pensioners	305

Actuarial Assumptions

Company attention was drawn to provisions of accounting standard that actuarial assumptions are an entity's best estimates of variables that will determine the ultimate cost of providing post-employment benefits and shall be unbiased & mutually compatible.

a) Economic Assumptions

The principal assumptions are the discount rate & salary growth rate. The discount rate is generally based upon the market yields available on Government bonds at the accounting date relevant to currency of benefit payments for a term that matches the liabilities. Salary growth rate is company's long term best estimate as to salary increases & takes account of inflation, seniority, promotion, business plan, HR policy and other relevant factors on long term basis as provided in relevant accounting standard. These valuation assumptions are as follows & have been received as input from you.

	31/03/2023
i) Discounting Rate	7.44*
ii) Future Pension Increase Rate	
a) Active Employee	6.00
b) Retiree	3.00

* Discount rate as of 17th March 2023

b) Demographic Assumption

Attrition rates are the company's best estimate of employee turnover in future determined considering factors such as nature of business & industry, retention policy, demand & supply in employment market, standing of the company, business plan, HR Policy etc as provided in the relevant accounting standard. Attrition rates as given below have been received as input from the company.

i) Retirement Age (Years)	60
Mortality rates inclusive of provision for disability	IALM (2012 - 14)
iii) Attrition at Ages	Withdrawal Rate (%)



Up to 30 Years	3.00
From 31 to 44 years	2.00
Above 44 years	1.00

It should be noted that in case of employees above retirement age, for the purpose of valuation it is assumed they will retire immediately.

Mortality & Morbidity rates - 100% of IALM (2012-14) rates have been assumed which also includes the allowance for disability benefits.

Mortality & Morbidity rates –

(a) **While in service** - 100% of IALM (2012-14) rates have been assumed which also includes the allowance for disability benefits.

Mortality Rates inclusive of disability (while in service) for specimen ages ****

Age	Mortality Rate	Age	Mortality Rate	Age	Mortality Rate
15	0.000698	35	0.001202	55	0.007513
20	0.000924	40	0.00168	60	0.011162
25	0.000931	45	0.002579		
30	0.000977	50	0.004436		

(b) **After Retirement** - 100% of (1996-98) rates have been assumed.

Mortality Rates for specimen ages (Retired Employee) ****

Age	Rate	Age	Rate	Age	Rate
50	0.004243	70	0.024301	85	0.106891
60	0.010907	75	0.043272	90	0.151539
65	0.01389	80	0.070802	100	0.266511


c) Any changes in assumptions from previous valuation are evident as above tables show assumptions of previous & current valuation.

d) Company attention was drawn to provisions of accounting standard that actuarial assumptions are an entity's best estimates of variables that will determine the ultimate cost of providing post-employment benefits and should be unbiased & mutually compatible. Determination of actuarial assumptions depend on factors such as nature of business & industry, retention policy, demand & supply in employment market, standing of the company, business plan, HR Policy etc. I do not have access to or possess full knowledge of all these factors & have used the assumptions provided by the company. Under the circumstances, I consider the assumptions provided by the company are in generality reasonable.

Actuarial Method

a) I have used the projected unit credit (PUC) actuarial method to assess the plan's liabilities allowing for retirements, deaths-in-service and withdrawals (Resignations / Terminations).

b) Under the PUC method a projected accrued benefit is calculated at the beginning of the period and again at the end of the period for each benefit that will accrue for all active members of the plan. The projected accrued benefit is based on the plan accrual formula and service as at the beginning and end of the period, but using member's final compensation, projected to the age at which the employee is assumed to leave active service. The plan liability is the actuarial present value of the projected accrued benefits as on the date of valuation.



Scale of Benefits

The pension liability arises on account of future payments, which are required to be made in the event of retirement, death in service or withdrawal. I give below a summary of the principal rules of the plan.

The pensions provided are governed by Central Civil Services Pension Rules as amended by 7th Pay Commission. Admissible Pension is determined as under:

50% of the average emoluments received during the past 10 months or the pay last drawn whichever is more beneficial to the retiring employee subject to completion of minimum pensionable service of 10 years for normal retirement and 20 years for early retirement.

For Retiree EPFO pension of Rs 2500/- to 7500/ has been reduced from their monthly pension.

Employee have to returned the company share on PF

No discretionary benefits policy of past & future have been reported & valued by me.

The table below shows a summary of the key results of the report including past results as applicable.

	Assets / Liability	31/03/2023
A	Present value of obligation	9365488499.00
B	Fair value of plan assets	7661273564.00
c)	Fair Value of Plan assets (Employer share which will be returned from PF)	325815436.00
d)	Net assets / (liability) recognized in balance sheet as provision	1378399499.00

c.) Since the Pension for RRB Employees is rolled-out (w.e.f. 01.04.2018) for the first time as per Hon'ble Supreme Court's Order, RBI has provided 5 year amortization period till 31st March, 2023 to avoid the sudden and heavy financial burden on the RRBs through it's letter no. **VV.Kenka.RRB.No. 4405/31.01.001/2019-20** dated **05th December, 2019**. RBI through the above letter has also empowered the RRB's to decide and provide for the total pension liability by a date earlier than March 31, 2023.

d.) In view of the above, Bank has provided 100% of original pension liability as on 31.03.2019, the full incremental liability as on 31.03.2023 and excess provision over and above the amounts mentioned earlier in compliance to the RBIs letter considering the precedents as well as the financials of the Bank.

17. The Bank has taken Group Gratuity Scheme of Life Insurance Corporation of India (LIC) for meeting the gratuity liability of its retired employees. Actuarial valuation has been carried out by LIC for the Period from 01.01.2022 to 31.03.2023 for Bank. Accordingly, Bank has paid/ funded it with Rs. 1800.00 lacs for Group Gratuity during the FY 21-22. Further, Bank has also taken earned leave encashment policy from Life Insurance Corporation of India and SBI Life Insurance Co. Ltd. Actuarial Valuation has been carried out for the Period from 01.01.2022 to 31.03.2023. Accordingly, Bank has paid/ funded it with Rs. 500.00 lacs for Group Leave Encashment during the FY 22-23.

18. The Bank has made an additional provision of Rs. 88.50 crore (i.e. 60.76% of its Gross NPA) in accordance with Master Circular RBI/2022-23/15DOR.STR.REC.4/21.04.048/2022-23 dated 01st April, 2022.



19. As per the Accounting Policy of the Bank & new guidelines received from Sponsor Bank (State Bank of India, vide their memo no. CC/IFRC/CFS/472 dated 26.02.2015) for uniformity in the Accounting Policy for charging depreciation on fixed assets in SBI group RRBs, the Bank has changed its Accounting Policy while preparing the financials for the year ended 31st March 2015. Accordingly, SLM has been introduced for calculation of depreciation w.e.f. FY 2014-15.

20. **Investment Fluctuation Reserve :** Securities under AFS & HFT has been separately valued scrip-wise with the Valuation as per FBIL and depreciation/appreciation shall be aggregated for each balance sheet classification as per the RBI's Circular RBI/2013-14/434 RPCD.CO.RRB.BC.No./ 74 /03.05.33/2013-14 dt. January 07, 2014. The Investments have not been found in depreciation.

21. **Shifting of Investment amongst the category:** Bank has shifted the investment among the categories with approval of the board and provided the mark to market depreciation due to shifting amongst the category and this amount included in **schedule 14 "Income on sale of investment"** for which following are the details:


Actual Income from sale of Investment (Loss)	(15,60,55,740.19)
Mark to Market depreciation due to shifting amongst the category	(17,60,96,540.49)
Charges due to Diff. in BV & MV at maturity	(18,48,459.85)
Total	(33,40,00,740.53)

21. Demands Outstanding under Income – Tax:

a.) The TDS Compliance was centralized in the bank from the financial year 2018-19. Earlier, the compliance was done at the branches level. Since, the compliance was decentralized there have been delay in filing of quarterly statements which attracts the late filing fee. The Demands for the period beginning from financial year 2015-16 & beyond has been deposited but the demands pertaining to period prior to FY 2015-16 are outstanding in the records of IT Department. Since, the provisions of Section 234E (i.e. Late filing fee is applicable on the statements furnished from the financial year 2015-16 & beyond, the bank has not deposited the fees and has filed the appeal against it.

b.) The Income Tax Scrutiny Assessment of the bank has been completed for the assessment year 2018-19. The Assessment Order was passed on 20/09/2021. In the order passed above, the sum of Rs. 3,23,97,114/- was disallowed u/s.14A and added to income of the bank. The Disallowance has been made on the basis that expenditures have been incurred attributable to the activity of investments, income from which is not includible in total income. However, we have no such income which has not been included in total income and is exempt from Income Tax. Hence, we have filed appeal against the said order to CIT (Appeals) and is pending with them and hope substantial relief. Similarly, an addition of Rs. 30 Lakhs was added u/s 14A for the assessment year 2012-13 in the name of Chhattisgarh Gramin Bank against which the appeal had been filed and CIT (appeal) has dismissed the appeal during the year. The bank is in the process of filing appeal before ITAT, Raipur against the order of CIT (appeals). However, the tax effect due to this appeal has been deposited by the bank on protective basis.

22. **Impact of 11th Wage Revision on Profit & Loss:** Department, Financial Services Govt. Of India, Ministry of Finance, vide their letter F.No.8/1/2021-RRB dated 01st April, 2021, has regularized the Pay of RRBs equal to corresponding categories of employees in nationalized commercial banks in accordance with the Joint Note signed on 11th November, 2020. In



continuation of the above letter Government has conveyed to extend the other allowance/benefits to officer/staff of RRBs, as per the 11th Bipartite Settlement/8th joint note, as mentioned. Bank has calculated the arrears considering the location allowance, learning allowance, annual encashment of privilege leave and performance linked incentive scheme applicable to RRBs on the account of above settlement and provided for the financial year 2017-18 to 2021-22 during current financial year 2022-23. Therefore, this amount of Rs. 7.93 crore is shown as a separate line item as an extraordinary expense under the head "Provision/Payments of Arrears on Wage Settlement".

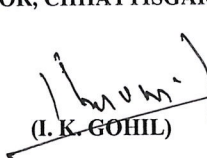
23. Data Purification and Asset Classification : The Bank is having seamless/ automated system in its Core Banking Solution (CBS) for recognizing and identifying the NPAs in accordance with the extant guidelines.


24. Previous year figures have been regrouped wherever considered necessary.

25. Amount shown is rounded off in nearest rupees.

Signature to Schedule 1 to 18.


FOR, CHHATTISGARH RAJYA GRAMIN BANK,


(I. K. GOHIL)
CHAIRMAN


(V. K. AGRAWAL)
G.M.(ADMIN)

As per our Audit Report of Even Date.

For, A D B & Company
Chartered Accountants
ICAI FRN 005593C


(B. Subramanyam)

(Partner)

Membership Number 075176

Place: Raipur (C.G)

Date: 21st April, 2023



Independent Auditor's Report

To,
The Shareholders,
Chhattisgarh Rajya Gramin Bank,
Head Office, Mahadeo Ghat Road, Sunder Nagar
Raipur (C.G.)

Report on the Audit of the Financial Statements

Opinion

We have audited the Financial Statements of **Chhattisgarh Rajya Gramin Bank, Raipur (C.G.)** which comprise the Balance Sheet as at 31st March 2023, the Statement of Profit and Loss for the year ended and other explanatory information for the year ended on that date. Incorporated in these financial statements are the returns of **79 branches audited by us, 321 branches audited by other branch auditors and unaudited returns of 213 branches** in respect of which exemption has been granted by **National Bank for Agriculture and Rural Development (NABARD)** vide letter Ref No. IDD.RRB-Policy/1387/323(C)/22-23 Dated 31/03/2023. These unaudited branches account for 22.39% of advances, 29.97% of deposits, 10.69% of interest income and 27.20% of interest expenses.

In our opinion, and to the best of our information and according to the explanations given to us, the aforesaid financial statements give the information required by the Banking Regulation Act, 1949 and Regional Rural Banks Act, 1976 and in accordance with the guidelines issued by the National Bank for Agriculture and Rural Development from time to time, in the manner so required for bank and give a true and fair view in conformity with the accounting principles generally accepted in India of the state of affairs in case of the Balance sheet of the branch as at March 31, 2023 and true balance of profit for the year ended on that date, subject to the following:

Basis for Opinion

We conducted our audit in accordance with the Standards on Auditing (SAs) issued by ICAI. Our responsibilities under those standards are further described in the Auditor's Responsibilities for the Audit of the Financial Statements section of our report. We are independent of the bank in accordance with the code of ethics issued by the Institute of Chartered Accountants of India together with ethical requirements that are relevant to our audit of the financial statements, and we have fulfilled our other ethical responsibilities in accordance with these requirements and the code of ethics. We believe that the audit evidence we have obtained is sufficient and appropriate to provide a basis for our opinion.

Responsibilities of the management and Those charged with Governance.

The Bank's management is responsible with respect to the preparation of these financial statements that give a true and fair view of the financial position and financial performance of the Bank in accordance with the accounting principles generally accepted in India, including the Accounting Standards issued by ICAI, and provisions of Section 29 of the Banking Regulation Act, 1949, Regional Rural Bank Act 1976 and circulars and guidelines issued by the Reserve Bank of India ('RBI') and National Bank for Agriculture and Rural Development (NABARD) from time to time.



This responsibility also includes maintenance of adequate accounting records in accordance with the provisions of the Act for safeguarding of the assets of the Bank and for preventing and detecting frauds and other irregularities; selection and application of appropriate accounting policies; making judgments and estimates that are reasonable and prudent; and design, implementation and maintenance of adequate internal financial controls, that were operating effectively for ensuring the accuracy and completeness of the accounting records, relevant to the preparation and presentation of the financial statements that give a true and fair view and are free from material misstatement, whether due to fraud or error. In preparing the financial statements, management is responsible for assessing the Bank's ability to continue as a going concern, disclosing, as applicable, matters related to going concern and using the going concern basis of accounting unless management either intends to liquidate the Bank or to cease operations, or has no realistic alternative but to do so.

Auditor's Responsibilities for the Audit of the Financial Statements

Our objectives are to obtain reasonable assurance about whether the financial statements as a whole are free from material misstatement, whether due to fraud or error, and to issue an auditor's report that includes our opinion. Reasonable assurance is a high level of assurance, but is not a guarantee that an audit conducted in accordance with SAs will always detect a material misstatement when it exists. Misstatements can arise from fraud or error and are considered material if, individually or in the aggregate, they could reasonably be expected to influence the economic decisions of users taken on the basis of these financial Statements.

As part of an audit in accordance with SAs, we exercise professional judgment and maintain professional skepticism throughout the audit. We also:

- Identify and assess the risks of material misstatement of the financial statements, whether due to fraud or error, design and perform audit procedures responsive to those risks, and obtain audit evidence that is sufficient and appropriate to provide a basis for our opinion. The risk of not detecting a material misstatement resulting from fraud is higher than for one resulting from error, as fraud may involve collusion, forgery, intentional omissions, misrepresentations, or the override of internal control.
- Evaluate the appropriateness of accounting policies used and the reasonableness of accounting estimates and related disclosures made by management.
- Report that the audit at branch level is not be able to conclude on the appropriateness of management's use of the going concern basis of accounting and, based on the audit evidence obtained at branch, whether a material uncertainty exists related to events or conditions that may cast significant doubt on the Bank's ability to continue as a going concern.
- Evaluate the overall presentation, structure, and content of the financial statements, including the disclosures, and whether the financial statements represent the underlying transactions and events in a manner that achieves fair presentation.

We communicate with those charged with governance regarding, among other matters, the planned scope and timing of the audit and significant audit findings, including any significant deficiencies in internal control that we identify during our audit.

We also provide those charged with governance with a statement that we have complied with relevant ethical requirements regarding independence, and to communicate with them all relationships and other matters that may reasonably be thought to bear on our independence, and where applicable, related safeguards.



Other Matter

Attention is invited to Sch. No. 18.16 which is detailed about RBI's letter dated 05th Dec'2019 which has allowed Regional Rural banks to provide for the pension liability of Rs.556.57 Cr. as at 31st March'2019 pursuant to gazette notification dated 26 December'2018 issued by Government of India in phased manner (minimum 20% each year) in five years period ending on 31st March'2023. Accordingly, the bank has provided Rs.137.84 Cr. against pension liability during financial year 2022-23 which is remaining liability of actual liability and additional provision to the tune which is over and above the incremental liability arising during the year pursuant to latest actuarial valuation. Thus, the bank has total provided up to 100% of the total assessed pension liability as per the actuarial valuation as on 31.03.2023.

Report on Other Legal and Regulatory Requirements

The Balance Sheet and the Profit and Loss Account have been drawn up in accordance with Section 19 of Regional Rural Bank Act' 1976 read with Section 29 of the Banking Regulation Act, 1949 and in accordance with guidelines issued by Reserve Bank of India (RBI) and National Bank for Agriculture and Rural Development (NABARD) from time to time.

Subject to the limitations of the audit indicated in paragraphs 4 to 6 above and as required by the Banking Companies (Acquisition and Transfer of Undertakings) Act, 1970/1980, and subject also to the limitations of disclosure required therein, we report that:


- a. We have obtained all the information and explanations which to the best of our knowledge and belief were necessary for the purposes of the audit and have found them to be satisfactory;
- b. The transactions of the bank which have come to our notice have been within the powers of the Bank;
- c. The returns received from the branch have been found adequate for the purposes of our audit;

We further report that:

- a. In our opinion, proper books of account as required by law have been kept by the Bank so far as it appears from our examination of those books;
- b. The Balance Sheet, and the Profit and Loss Account dealt with by this report are in agreement with the books of account;
- c. In our opinion, the Balance Sheet and the Profit and Loss Account comply with the applicable accounting standards, to the extent they are not inconsistent with the accounting policies prescribed by RBI.

PLACE: RAIPUR
DATED: 21st APRIL 2023

For A D B & Company,
Chartered Accountants,
ICAI FRN 005593C


(B. Subramanyam)

Partner

Membership No. 075176

UDIN: 23075176BGXKGN8973

