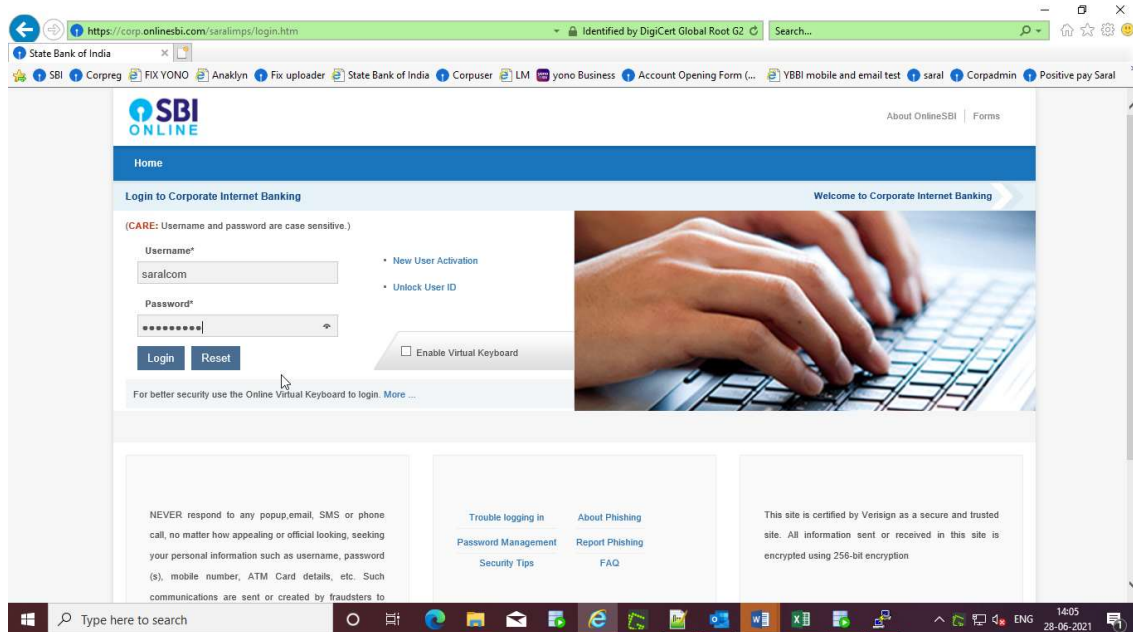
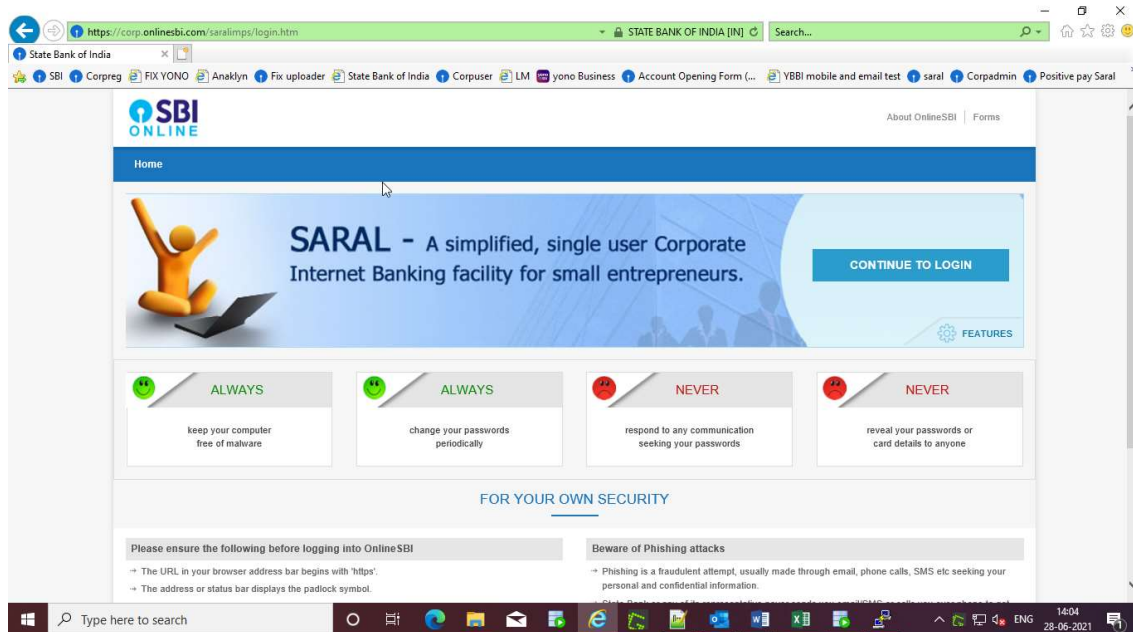


CINB SARAL Application (Single User) Process Flow:

Login through CINB or YonoB



Click on e-Services & Enquiries

The screenshot shows the YONO SBI Business web portal. The user is logged in as SARAL (sarascom1). The page displays the 'Account Summary' for 'Transactions Accounts (SB/CA/OD/CC etc.)'. A dropdown menu is open over the 'e-Services & Enquiries' link in the left sidebar, listing options like Standing Instructions, Status Enquiry, Scheduled Transactions, Reprint EPFO Challan, Transaction Limit/Charges, and Reprint GSTIN Invoice. The main content area shows a table with columns for Branch, Available Balance, and Transactions.

Branch	Available Balance	Transactions
NASIK TREASURY	Click here for balance	Click here for last 10 transactions
NASIK TREASURY	Click here for balance	Click here for last 10 transactions
NASIK TREASURY	Click here for balance	Click here for last 10 transactions
NASIK TREASURY	Click here for balance	Click here for last 10 transactions
NASIK TREASURY	Click here for balance	Click here for last 10 transactions

Click on Positive Pay Cheque Facility:-

The screenshot shows the 'e-Services and Enquiries' landing page on the YONO SBI Business portal. The user is logged in as SARAL (sarascom1). The page features a grid of service tiles. The 'Positive Pay Cheque Facility' tile is highlighted with a black box and a mouse cursor, indicating it is the selected option.

Service Name
Standing Instruction
Status Enquiry
Scheduled Transactions
Reprint EPFO Challan
Transaction Limit/Charges
Reprint GSTIN Invoice
ATM Card Service
Pre-Approved Merchant Loan
Generate GST Statement
Cheque Book request
Stop Cheque Payment
Positive Pay Cheque Facility

For Registration of Account for positive pay, click on Account Registration

The screenshot displays the YONO SBI Business web interface. At the top, the browser address bar shows the URL <https://corp.oninesbi.com/saralimps/positivepay/landing.htm>. The page header includes the YONO SBI logo, a user welcome message "Welcome to SARAL", and the user ID "saralcom1". A navigation menu on the left lists various services: My Accounts, Payments / Transfers, Bill Payments, e-Services & Enquiries (highlighted), e-Tax, e-Fixed Deposit, and ASBA. The main content area is titled "Positive Pay Cheque Facility" and contains two primary options: "Account Registration" (with a sub-link "Account Registration") and "Cheque Lodgement". The "Account Registration" link is highlighted with a red box. The bottom of the image shows the Windows taskbar with the search bar and several application icons.

All Cheques:

The screenshot shows the 'Positive Pay Cheque Facility' registration page on the YONO SBI website. The page title is 'Positive Pay Cheque Facility' and the breadcrumb trail is 'e-Services & Enquiries / Positive Pay Cheque Facility'. The page is divided into two tabs: 'New Registration' (selected) and 'View/Modify/Deregister Accounts'. Under 'New Registration', there is a dropdown menu for 'Select Account No.' with the value '0000030001754691'. Below this, there are two radio buttons: 'All Cheques' (selected) and 'Cheques beyond Prescribed limit'. A checkbox labeled 'I accept the Terms and Conditions' is checked. At the bottom of the form, there are 'SUBMIT' and 'CANCEL' buttons. A yellow warning box at the bottom contains the following text: 'Star (*) marked fields are mandatory.' and 'If option All Cheques is selected, customer will have to lodge all cheques of any amount issued under the account. Cheques not lodged and presented for clearing shall be rejected.'

The screenshot shows the confirmation page for the 'Positive Pay Cheque Facility'. The page title is 'Positive Pay Cheque Facility' and the breadcrumb trail is 'e-Services & Enquiries / Positive Pay Cheque Facility'. The page is divided into two tabs: 'New Registration' (selected) and 'View/Modify/Deregister Accounts'. The main heading is 'You are about to activate Positive Pay Cheque Facility for:'. Below this, there is a table with the following information: 'Account No.' is '0000030001754691', 'Type' is 'All Cheques', and 'Positive Pay Limit Amount' is blank. At the bottom of the form, there are 'CONFIRM' and 'CANCEL' buttons. A yellow warning box at the bottom contains the text: 'Press Submit to confirm or Cancel to return to previous page.'

https://corp.onlinesbi.com/saralimps/sendsmppsregisterotp.htm STATE BANK OF INDIA [IN] Search...

State Bank of India

SBI Corpreg FIX YONO Anaklyn Fix uploader State Bank of India Corpuser LM yono Business Account Opening Form (... YBBI mobile and email test saral Corpadmin Positive pay Saral

Find: 62569907 Previous Next Options | No matches found

yono SBI BUSINESS Welcome to SARAL Know More saralcom1 28-Jun-2021 10:43:6 PM IST

Quick Links >

You are here: / e-Services & Enquiries / Positive Pay Cheque Facility

Positive Pay Cheque Facility

New Registration View/Modify/Deregister Accounts

High security transaction password

Enter OTP generated from State Bank Secure

Enter High Security Password *

CONFIRM **RESET**

Type here to search 16:36 28-06-2021

https://corp.onlinesbi.com/saralimps/ppschequeregistersmsconfirm.htm STATE BANK OF INDIA [IN] Search...

State Bank of India

SBI Corpreg FIX YONO Anaklyn Fix uploader State Bank of India Corpuser LM yono Business Account Opening Form (... YBBI mobile and email test saral Corpadmin Positive pay Saral

Find: 62569907 Previous Next Options |


yono SBI BUSINESS Welcome to SARAL Know More saralcom1 28-Jun-2021 10:43:7 PM IST

Quick Links >

You are here: / e-Services & Enquiries / Positive Pay Cheque Facility

Positive Pay Cheque Facility

New Registration View/Modify/Deregister Accounts

 Dear Customer your registration for the Positive Pay system is completed successfully.

[Return to New Registration Page](#)

Type here to search 16:37 28-06-2021

Cheque beyond Prescribed limit:

The screenshot shows the 'Positive Pay Cheque Facility' registration page on the YONO SBI website. The page title is 'Positive Pay Cheque Facility' and the breadcrumb trail is 'e-Services & Enquiries / Positive Pay Cheque Facility'. The form is titled 'New Registration' and 'View/Modify/Deregister Accounts'. It contains the following fields and options:

- Select Account No.:** A dropdown menu showing '0000030001786088'.
- Radio buttons:** 'All Cheques' (unselected) and 'Cheques beyond Prescribed limit' (selected).
- Limit Amount:** A text input field containing '10000.000'.
- Acceptance:** A checked checkbox for 'I accept the Terms and Conditions'.
- Buttons:** 'SUBMIT' and 'CANCEL'.

A note at the bottom states: 'Star (*) marked fields are mandatory.' The browser address bar shows 'https://corp.onlinesbi.com/saralimps/chequelodgementregister.htm' and the system clock shows '28-Jun-2021 10:41 PM IST'.

The screenshot shows the confirmation page for the 'Positive Pay Cheque Facility'. The page title is 'Positive Pay Cheque Facility' and the breadcrumb trail is 'e-Services & Enquiries / Positive Pay Cheque Facility'. The form is titled 'New Registration' and 'View/Modify/Deregister Accounts'. It contains the following information:

- Text:** 'You are about to activate Positive Pay Cheque Facility for:'
- Account No.:** 0000030001786088
- Type:** Cheques beyond minimum limit
- Positive Pay Limit Amount:** 10000.000
- Buttons:** 'CONFIRM' and 'CANCEL'.

A note at the bottom states: 'Press Submit to confirm or Cancel to return to previous page.' The browser address bar shows 'https://corp.onlinesbi.com/saralimps/chequelodgementregisterpreconfirm.htm' and the system clock shows '28-Jun-2021 10:41 PM IST'.

https://corp.onlinesbi.com/saralimps/sendsmppsregisterotp.htm

Identified by DigiCert Global Root G2

State Bank of India

SBI | Corpreg | FIX YONO | Anaklyn | Fix uploader | State Bank of India | Corpuser | LM | yono Business | Account Opening Form (... | YBBI mobile and email test | saral | Corpadmin | Positive pay Saral

Find: 11192523

Welcome to SARAL [Know More](#)

saralcom1

28-Jun-2021 [04:41 PM IST]

Quick Links >

You are here: / e-Services & Enquiries / Positive Pay Cheque Facility

Positive Pay Cheque Facility

New Registration View/Modify/Deregister Accounts

High security transaction password

Enter OTP generated from State Bank Secure

Enter High Security Password *

CONFIRM RESET

Type here to search

16:41 28-06-2021

https://corp.onlinesbi.com/saralimps/ppschequeregistersmsconfirm.htm

STATE BANK OF INDIA [IN]

State Bank of India

SBI | Corpreg | FIX YONO | Anaklyn | Fix uploader | State Bank of India | Corpuser | LM | yono Business | Account Opening Form (... | YBBI mobile and email test | saral | Corpadmin | Positive pay Saral

Find: 11192523

Welcome to SARAL [Know More](#)

saralcom1

28-Jun-2021 [04:41 PM IST]

Quick Links >

You are here: / e-Services & Enquiries / Positive Pay Cheque Facility

Positive Pay Cheque Facility

New Registration View/Modify/Deregister Accounts

Dear Customer your registration for the Positive Pay system is completed successfully.

[Return to New Registration Page](#)

Type here to search

16:41 28-06-2021

View/Modify/Deregister Accounts:

Message from webpage

Select the Account No.

OK

PROCEED

You are here: / e-Services & Enquiries / Positive Pay Cheque Facility

Positive Pay Cheque Facility

New Registration View/Modify/Deregister Accounts

Select Account No. -- Select Account

To deregister/change limit of any account from positive pay cheques facility, select the account using radio button and select Action Limit Change or Deregister.

- On deregistration, existing cheques lodged under that account will not be validated by system on presentation.
- On limit change, existing cheques lodged under that account below new limit amount will not be validated by system on presentation.
- If limit amount is changed to zero '0' then cheques issued for all amounts needs to be lodged else the cheque will not be honored on presentation.

The selected account has been already de-registered.

You are here: / e-Services & Enquiries / Positive Pay Cheque Facility

Positive Pay Cheque Facility

New Registration View/Modify/Deregister Accounts

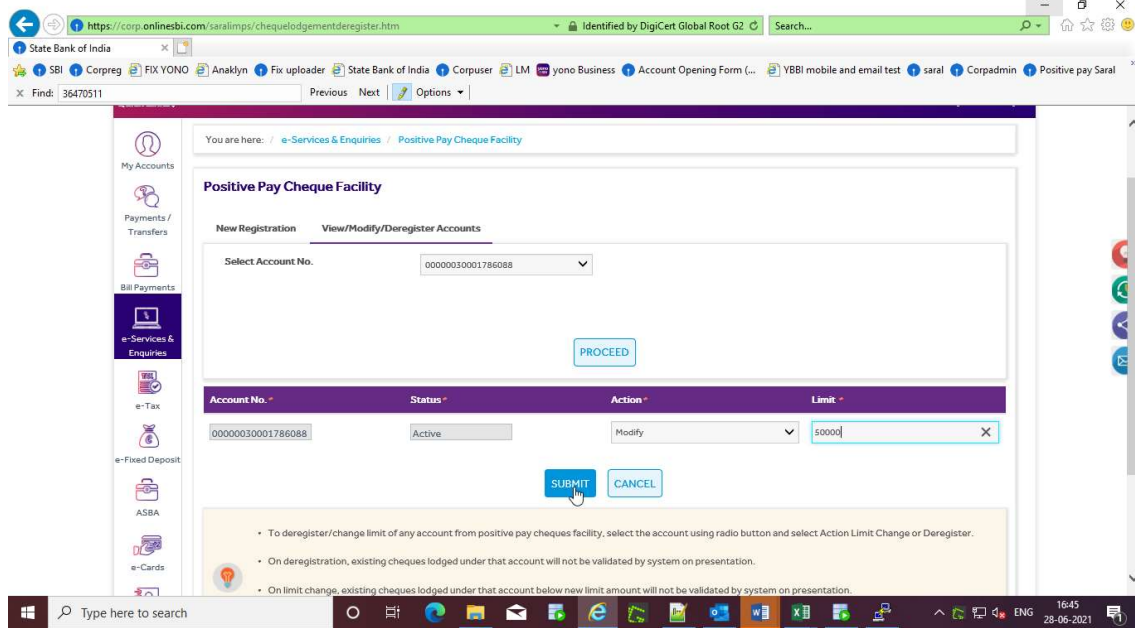
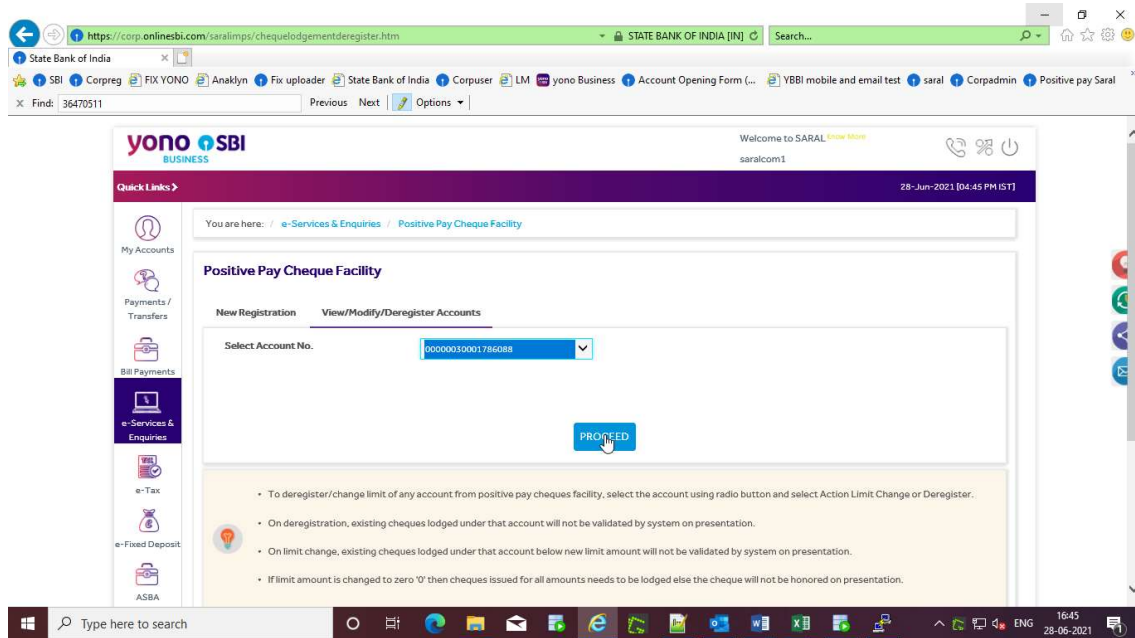
Select Account No. 00000030002172599

PROCEED

To deregister/change limit of any account from positive pay cheques facility, select the account using radio button and select Action Limit Change or Deregister.

- On deregistration, existing cheques lodged under that account will not be validated by system on presentation.
- On limit change, existing cheques lodged under that account below new limit amount will not be validated by system on presentation.

Modify(Limit Change):



https://corp.onlinesbi.com/saralimps/chequelodgederegisterpreconfirm.htm STATE BANK OF INDIA [IN] Search...

State Bank of India

SBI Corpreg FIX YONO Anaklyn Fix uploader State Bank of India Corpuser LM yono Business Account Opening Form (... YBBI mobile and email test saral Corpadmin Positive pay Saral

Find: 36470511 Previous Next Options

Welcome to SARAL Know More
saralcom1

28-Jun-2021 10:45 PM IST

Positive Pay Cheque Facility

You are here: / e-Services & Enquiries / Positive Pay Cheque Facility

New Registration View/Modify/Deregister Accounts

You are about to de-register/change limit amount under Positive Pay Cheque Facility for -

Account No.	0000030001786088
Enquiry Status	Active
Action	Limit Change
Positive Pay Limit Amount	50000.000

CONFIRM CANCEL

Press Submit to confirm or Cancel to return to previous page.

Type here to search

https://corp.onlinesbi.com/saralimps/sendsmppsdegirotp.htm Identified by DigiCert Global Root G2 Search...

State Bank of India

SBI Corpreg FIX YONO Anaklyn Fix uploader State Bank of India Corpuser LM yono Business Account Opening Form (... YBBI mobile and email test saral Corpadmin Positive pay Saral

Find: 63018118 Previous Next Options No matches found

Welcome to SARAL Know More
saralcom1

28-Jun-2021 10:45 PM IST

Positive Pay Cheque Facility

You are here: / e-Services & Enquiries / Positive Pay Cheque Facility

New Registration View/Modify/Deregister Accounts

High security transaction password

Enter OTP generated from State Bank Secure

Enter High Security Password *

CONFIRM RESET

Type here to search


YONO SBI BUSINESS Welcome to SARAL Know More saralcom1 28-Jun-2021 10:46 PM IST

Quick Links

You are here: / e-Services & Enquiries / Positive Pay Cheque Facility

Positive Pay Cheque Facility

New Registration View/Modify/Deregister Accounts

 Dear Customer, you have successfully modified your limit for Positive Pay System.

[Return to Modify/De-Registr Page](#)

Deregister:

The screenshot shows the YONO SBI web portal interface. The browser address bar displays <https://corp.onlinesbi.com/saralimps/chequelodgementderegister.htm>. The page title is "STATE BANK OF INDIA [IN]". The user is logged in as "sara1" with the role "Corpadmin". The page content includes a navigation menu on the left with options like "My Accounts", "Payments / Transfers", "e-Services & Enquiries", "e-Tax", "e-Fixed Deposit", and "ASBA". The main content area is titled "Positive Pay Cheque Facility" and has two tabs: "New Registration" and "View/Modify/Deregister Accounts". Under the "View/Modify/Deregister Accounts" tab, there is a dropdown menu for "Select Account No." with the value "00000030001754691" selected. Below this is a blue "PROCEED" button. A list of instructions is displayed below the button:

- To deregister/change limit of any account from positive pay cheques facility, select the account using radio button and select Action Limit Change or Deregister.
- On deregistration, existing cheques lodged under that account will not be validated by system on presentation.
- On limit change, existing cheques lodged under that account below new limit amount will not be validated by system on presentation.
- If limit amount is changed to zero '0' then cheques issued for all amounts needs to be lodged else the cheque will not be honored on presentation.

The screenshot shows the YONO SBI web portal interface, similar to the previous one. The browser address bar displays <https://corp.onlinesbi.com/saralimps/chequelodgementderegister.htm>. The user is logged in as "sara1" with the role "Corpadmin". The page content is the same as the previous screenshot, but now a table is visible below the "PROCEED" button. The table has three columns: "Account No.", "Status", and "Action".

Account No.	Status	Action
00000030001754691	Active	Deregister

Below the table are two buttons: "SUBMIT" and "CANCEL". The "SUBMIT" button is highlighted. The list of instructions is the same as in the previous screenshot.

https://corp.onlinesbi.com/saralimps/chequelodgederegisterpreconfirm.htm STATE BANK OF INDIA [IN] Search...

State Bank of India

SBI Corpreg FIX YONO Anaklyn Fix uploader State Bank of India Corpuser LM yono Business Account Opening Form (... YBBI mobile and email test saral Corpadmin Positive pay Saral

Find: 63018118 Previous Next Options

You are here: e-Services & Enquiries / Positive Pay Cheque Facility

Positive Pay Cheque Facility

New Registration View/Modify/Deregister Accounts

You are about to de-register/change limit amount under Positive Pay Cheque Facility for:

Account No.	0000030001754691
Enquiry Status	Active
Action	Deregister

CONFIRM CANCEL

Press Submit to confirm or Cancel to return to previous page.

Type here to search

https://corp.onlinesbi.com/saralimps/sendsmppsdederegisterotp.htm Identified by DigiCert Global Root G2 Search...

State Bank of India

SBI Corpreg FIX YONO Anaklyn Fix uploader State Bank of India Corpuser LM yono Business Account Opening Form (... YBBI mobile and email test saral Corpadmin Positive pay Saral

Find: 80497175 Previous Next Options No matches found

Welcome to SARAL How Many
saralcom1

28-Jun-2021 10:47 PM IST

You are here: e-Services & Enquiries / Positive Pay Cheque Facility

Positive Pay Cheque Facility

New Registration View/Modify/Deregister Accounts

High security transaction password

Enter OTP generated from State Bank Secure

Enter High Security Password *

CONFIRM RESET

Type here to search


YONO SBI BUSINESS Welcome to SARAL Know More saralcom1 28-Jun-2021 10:47 PM IST

Quick Links

You are here: / e-Services & Enquiries / Positive Pay Cheque Facility

Positive Pay Cheque Facility

New Registration View/Modify/Deregister Accounts

 Dear Customer, you have successfully de-registered from the Positive Pay System.

[Return to Modify/De-Registr Page](#)